



HAH Happenings

April 2016



The Horticultural Alliance of the Hamptons

631.537.2223 hahgarden.org

P.O. Box 202, Bridgehampton, NY 11932-0202

at the Bridgehampton Community House

HAH MONTHLY LECTURE - Sunday, April 10, 2016 - 2 pm

Dry Stone Art in the Landscape: Fleeting Thoughts and Works of Friction

For 40 years artist, craftsman, writer and teacher Dan Snow has been building dry stone constructions in his native Windham County, Vermont and beyond. From the practical to the fantastical, his works in stone fuse vanguard vision with old world techniques and traditions. From serviceable retaining walls to gravity-defying landscape features, Dan Snow has designed and built hundreds of site-specific, dry stone constructions. His two, widely acclaimed books have helped spark a recent renaissance in American stone work.

In his presentation, Snow will lead the audience through the process of bringing a dry stone art piece to life in the landscape. From conceptualizing a design in modeling clay to creating an arresting experience in the natural environment, every aspect of constructing a unique land form will be covered. A timeless space embraced by natural stone is Snow's goal in making art that is of, and for, its world place.

For the Horticultural Alliance of the Hamptons, Dan Snow will combine "thunkets" (thought provoking one-liners), video clips and photo images for a lively presentation. To learn more about Dan and his amazing work go to dansnowstoneworks.com



Photo: Ingalls Photography

HAH EVENT CALENDAR

Friday, April 1 - **Pruning Workshop with Jackson Dodds** - at Bridge Gardens - [page 2](#)

Sunday, April 10 - **Lecture** - 2 pm upstairs hall - [see above](#)

Saturday, April 30 - Field Trip with Vicki Bustamante, **Birds and Botany of Big Reed Pond** [page 11](#)

Sunday May 1 - **Lecture** - 2 pm upstairs hall - *Bark: Get to Know Your Trees*

Saturday, May 7 - **Camellia Group** - 10 am - HAH Library

FRIDAY, MAY 13 HAH PREVIEW PARTY 6 - 8 pm

SATURDAY, MAY 14 HAH GARDEN FAIR 9 am - 1 pm

[pages 7-8](#)





PRESIDENT'S MESSAGE



Do you feel it? The ground is ready to burst, the tips of the trees are starting to change color, the plants, animals and birds have emerged, it's spring!

To me spring means it's time to PARTY! This year we will be celebrating the **30th ANNIVERSARY** of the HAH at our annual **Pre-View Party and Plant sale on Friday, May 13th!** To make this an occasion to remember we need all hands on deck or in dirt! Join in the fun and volunteer! (It really is fun and there are donuts!)

Each year we strive to create an event that is a little different from the last. For this event, we are branching out and offering some garden ornaments as well as planted containers for sale. The strong ALLIANCE with our community partners will be evident at our exciting planted container auction. The fabulous plant procurement team is on the hunt for the best plant material in the area. They are walking the green houses and fields of Glover, Landcraft Environments, Beds and Borders, Eastland, Schlecht, Castellano and the very special native plants of Provenance. Look for your invitation in the mail and I will look forward to seeing you there!

Happy Spring!

Janet

HAH 2016

OFFICERS

President	Janet Donohoe Ollinger
First Vice President	Pamela Harwood
Second Vice President	Marie DiMonte
Recording Secretary	Susan Brackett
Corresponding Secretary	Patricia Wood
Treasurer	Bettina Benson

DIRECTORS

Terry Coppola	2016
Rick Bogusch	2016
Alicia Whitaker	2017
Greg Wiseman	2017
Elaine Peterson	2018
Mary Maran	2018

LIBRARY CHAIR

Susan Kennedy Zeller

NEWSLETTER/WEBSITE EDITOR

Elaine Peterson

hahmember@optonline.net

Submissions must be received by the 10th of the month prior to publication. Please include NL in the subject line.

MAILING

John Benson

PHOTOS

George Biercuk, Pamela Harwood, Elaine Peterson

Pruning Do's and Don'ts with Jackson Dodds

Friday, April 1

1:00 – 3:00 p.m.

**Bridge Gardens, 36 Mitchell Lane,
Bridgehampton**

Meet Jackson Dodds, Certified ISA Arborist and current President of the L.I. Arborist Association, and learn the basic steps to spring pruning of your deciduous and evergreen trees and shrubs. Jackson will present detailed information and lead a guided walk with Bridge Gardens Manager, Rick Bogusch, to identify and explain proper techniques, timing of pruning for various plants, and general tree and shrub management. Bring your questions for discussion.

\$5/person, free to Bridge Gardens and Horticultural Alliance of the Hamptons members. Rain cancels.

631.283.3195

or email to Events@PeconicLandTrust.org

FOG

Please join the HAH Friends of the Garden as we inaugurate our season on **Tuesday, April 5 at 10:00 AM**. Hopefully the sun will be shining and the labor light with many hands in the garden. All are welcome.

Our scheduled dates - **ALWAYS AT 10:00 AM ON A TUESDAY** - for the rest of the season are:

May 3 May 31 June 28 July 26 August 23 September 20 October 18 November 15

Rain dates are Thursdays of the same week.

I would like to take this opportunity to thank Mike Monaco, my co-chair for several years, for his dedication and friendship. Mike has moved away from the East End to be closer to family. His horticultural knowledge and sense of design were invaluable; his sense of humor, especially, will be difficult to do without. We'll miss you, Mike.

Hope to see our faithful and devoted crew as well as some new faces on APRIL 5th.

Thanks,

Cathie Gottschalk

gershwingal@optonline.net



hahgarden.org

Click on the address above to find yourself at the HAH website where you can find out everything about us. Right on the front page is an up-to-date listing of our upcoming events. Keep this address in your Internet bookmarks for a quick check-in whenever you need it. Or you can add an icon to your tablet or mobile screen. We are easy to find! You can also go directly to an online copy of this newsletter from the website front page. And if you can't figure out where we are located, there is a convenient map to help you find us.

Go a little deeper through the drop down tabs on our home page and you will find our mission statement, our board of directors, scholarship forms, useful articles from members and others, previous issues of the newsletter, and more about all of our many activities. And there is a list of all the ways for you to get more involved with us by volunteering. If there is something you think you could contribute that is not on the list, please get in touch! We are open to new ideas and help with all aspects of the organization and its events and programming. Come join the fun!

You can also now FOLLOW HAH through these social media sites:

on Facebook at **Hah Garden** and on Instagram at **horticulturalalliancehamptons**

GARDENING BY THE MOON

Elaine Peterson has posted the 2016 version of her 'Gardening by the Moon' on the HAH website under 'Plant Info'. In it you will find an explanation of the practical use of astrology for various gardening activities, and a detailed calendar of 'Best Days' for specific tasks. Learn when is the best time to fertilize and water most effectively. Follow the cycles of nature to make your life easier!

There is also a printout on the main desk at the HAH Library that you may copy.

The Horticultural Alliance invites you to participate with us!

If you are a professional in horticulture, landscaping or related fields you may send us your name, contact info and website. We'll add you to a list on our bulletin board and give you a link on our website. Let our members and readers know who you are.

Musings & Ramblings

Damage and Change

George Biercuk

Winter 2015/2016 was not particularly challenging. Most definitely COLD was not in any way debilitating. The lingering effects of past tropical events, notably Irene and Sandy, subsequent summer droughts and heavy wet snowfalls have exacerbated weaknesses in the general landscape. Wherever we travelled through the “local” ecosystem, through northern New Jersey into eastern Pennsylvania in mid-February, we were struck by the multitude of felled trees that littered the wooded roadsides. News footage of the uprooted majestic trees across Long Island evidenced that there was a woefully inadequate supporting root system. In a suburbanized situation what can be rationalized and expected are compromised root zones. In open undeveloped areas that we have on the eastern end of Long Island it’s puzzling. Why is there this sudden mass collapse of trees? What is causing the root mass of seemingly healthy trees to, for all we can’t see, disappear? Given this uncertainty as to the healthy root structure of our trees, it begs the question, “What is someone supposed to do, to the best of their ability, to protect the safety of their home and loved ones from a tree that might topple over?” We can’t just raise up our trees and shrubs, shake off the soil, examine the root systems and resettle them back into the landscape. Rocking a tree perhaps up to twenty-five feet tall or a shrub to fifteen feet tall might give some indication of compromised roots but a seventy foot tall tree quite readily resists this test. I guess that the best thing to do is to closely monitor the canopy. It’s far from foolproof but may give some hint of stress that should be explored further. Look we’ve all heard the stories about someone standing or walking under a tree when a branch suddenly, without forewarning, is shed, killing the unfortunate person underneath. Sad but completely unknowable.

Our lack of winter this year, unlike last year, has gifted us with some interesting situations in our gardens. Most noticeable is how green lawns are, absent of any frost in the ground. The soil is definitely chilly (not cold enough to sustain snow cover for any appreciable period of time) yet the lawns are still showing color usually seen in early December. Given how far we’ve progressed into the awakening new year gardening season here’s a radical thought. Since the scientific evidence is irrefutable about how much nitrogen we are dumping into all of our waters (aquifer, bays, lakes, ponds, rivers and streams and the sound) why not forgo the sirene call to be “THE EARLIEST, GREENEST LAWN IN THE HAMPTONS?” It might feed your ego but in the long run you’re turning your lawn into an addict with a very expensive habit. Also think of the mowings you can forego while the lawn rejuvenates naturally given the prevailing climatic conditions. What’s so terrible about a lawn still intensifying in green coloration in early May? Considering all that’s regenerating, the myriad shades and tones of green that predominate in the overall landscape, the red tones that issue forth in the bud break of the oak canopy, why not immerse yourself in the unfolding kaleidoscope of color? I realize that there are those who unfortunately don’t enjoy the beauty of an oak canopy (shade makes for a glorious garden setting, especially in the height of summer) and I empathize. We lament the loss of trees on our property (as I’ve written in past articles) because it negatively impacts what we have attempted to create within our “given” landscape which to us is sacrosanct. Adaptation to the new normal will be the mantra going forward. What changes are to come will unfold through the upcoming seasons.

The hybrid hellebores, of which numerous of ours are seedlings, are going to need special treatment this spring upon our return at the end of March. We will have to be extremely careful when pruning back last year’s foliage. The flowers on many began to emerge in December which was way too early so we left the foliage to shelter the emerging buds. Before our departure I heard a long range weather prognostication predicting 70° temperatures by mid-March. That could make for a very interesting early spring garden. By late February the snow drops and crocuses were in full glory and many daffodils were showing flower buds. While the *digitalis purpurea* crowns and the male *skimmia japonica* flower buds were swelling the mahonia flowers were long gone, their sweet, lemony fragrance an unexpected delight in late December/ early January that will be missed in the April garden. *Pieris*, alone, will be on fragrance duty in the early April garden. Temperature would determine when the *skimmias* added their scent into the mix.

The most curious performance was that of ***Daphne odora aureomarginata***. Given how warm December, January and February were (even considering several frigid cold snaps) her flower buds held tight. A few times over the years during winters seasonably cold, a warm spell in February provoked buds into bloom releasing a beguiling fragrance best enjoyed “nose in the bush” close. Cut buds brought into the house did perfume a good sized space. We will have been away during March so we won’t know how the buds progressed. Hopefully, if the prognostication of mid-month WARMTH came true, the bees would have been able to harvest the nectar. Such is the state of flux and uncertainty in which we garden today.



It’s going to be a curious spring this year. With some plants having already bloomed in December and others blooming early there should be some intriguing and even awful unintended combinations in addition to missing players. Gaia is certainly keeping us on our toes.

HAH ROUNDTABLE

FEBRUARY 20, 2016

TRANQUIL GARDEN RETREATS AND SPACES

Pamela Harwood

Thank you so much to all those who joined me at our February Roundtable: Mary Maran, Diana Pillsworth, Olivia Motch, Sarah Alford, Arlene Hinkemeyer, Ruth Ferguson Richards, Peter Feder, Carole Campolo, and Christine Roth “Tucker.”

I was going to name this session “Serenity Now!” However, I didn’t know if everyone would be familiar with this “Seinfeld” reference. But whether you commute back and forth from New York or elsewhere, or are a full-time resident on the East End, many of us are still longing for a quiet spot, a private oasis, a shady retreat from the hot, summer sun, or an escape from all the worries of the world—or maybe all of these. It also seemed like a good topic to follow or January Roundtable on plants that thrive in shade or part shade, as shade is a key element of a serene place in summer.

Photo slide show- The session began with a slide show of photographs I had taken on various HAH member garden tours that included some wonderful shade gardens and serene walks and retreats. This segment featured the gardens of Mike Monaco, Carole Campolo and Don Cirillo, Dr. Vincent Covello, George Biercuk and Bob Luckey, Estelle and Norman Rosen, Robert Taft and Philip Maloney (where shade is provided - in an otherwise sunny garden - and seating benches placed by very tall hedges), and a tour yet to come, the garden of Sue Felsher.

What garden elements create a sense of tranquility? Our discussion began with naming the various elements that make a garden area a tranquil oasis, and how each of us has our own preferences in making choices for our own garden spaces.

- Shade to provide cool relief from hot sun
- Sounds - wind, breezes, flowing water, wind chimes, singing birds
- Visuals - calming color palette (green, white, blue), flowing water, movement of plantings from wind and breezes, ornaments, watching birds and butterflies
- Tactile: the coolness of breezes, stone, water, or moss underfoot
- Fragrances from plantings
- Completely enclosed, or “a room with a view”?
- Privacy or seclusion, simplicity, harmony

Existing shade or creating shade- Although many gardeners start with a wooded property that is shade ready, others like me have inherited mostly sunny properties and must find ways to create shade. Some ideas are to plant trees with high canopies and/or shorter understory trees, and install an awning, pergola, umbrella, gazebo, or other covered shelter. Even walls and fences create shade.

Designing a shady area-There are also choices in the kinds of areas one can design: a garden room, a courtyard, seating areas with chairs and benches - preferably made of natural materials such as stone, metal, and wood – and woodland paths. Looking to historical models, we can find much inspiration in Japanese Zen and tea gardens and cloistered monastic gardens as retreats from the outside world. A shady space can also be created by planting an allée of trees to walk through and to sit under, or sitting under the shade created when climbing plants are trained up a pergola. Mary Maran mentioned that American wisteria is not too aggressive.

Choices of plantings- Of course your choice of plantings is essential to creating a tranquil mood. Many find an all-green palette to be the most calming. But even this can be enhanced by varied shades of green either from different plants or from variegated foliage, as well as varied leaf textures, shapes, and sizes. Green moss can either be used in a section of a space or it can be allowed to grow in the entire space. But take a tip from Dr. Covello: if you want a soft carpet several inches thick, it needs regular watering. Or you may wish for a more varied palette and include plants with leaves and flowers that have calming colors, such as blue, purple, chartreuse, and white.



Calming fragrances can be had from the flowers of many plants that thrive in some amount of shade. A listing of such plants from a previous Roundtable on “The Fragrant Garden” can be had either on our HAH website or by contacting me at www.pamharwood@aol.com.

Hardscaping- Paths through woodland areas can be made of mulch, pine needles, gravel or stone, or wood. You can also install patios, stepping stones, steps or stairs of wood or stone, a Japanese dry or gravel garden, rock gardens on berms or with standing rocks, and most creative of all I think, dry “streams” of undulating gravel, even with bridges going over them! Some of the finest examples of these are to be seen in the garden of Dr. Vincent Covello.

Water Features- There is nothing like the look and the sound of water to create a sense of calm. Unless you are lucky enough to have a natural water view, you can add water to your garden with birdbaths, fountains, ponds, pools, streams, and waterfalls.

Garden Ornaments like statuary, urns, lanterns, bridges placed over wet or dry streams, and gateways also add atmosphere.

One attendee mentioned a beautiful Japanese garden open to the public in Nassau County. It’s called the “John P. Humes Japanese Stroll Garden” and it’s located at 347 Oyster Bay Rd. in Locust Valley. Perhaps this would make a nice day trip for HAH members. Here is the link their website: <http://locustvalley.com/japanese%20stroll%20garden.html>

Longhouse Reserve in Easthampton also has beautiful shade gardens.

Other topics from the floor were numerous, and welcome.

Gas-powered leaf blowers continue to be an annoyance to many. They are polluting, loud, and blow off most of our mulch and top soil. Electric-powered blowers are not polluting and not as loud.

Another attendee mentioned the light pollution caused by those that install upward-facing lighting on their properties. I pointed out that Southampton Town passed “Dark Sky” legislation in 2009, restricting the fixtures, wattage, and range of angles of all new outdoor lighting. Details are on the Town’s website.

Grubs, ants, and aphids are problems in the garden and we were asked if we know of ways to minimize them. I mentioned that milky spore controls the grubs of Japanese beetles, but for other kinds of grubs I have found the application of beneficial nematodes to be effective. Another attendee mentioned the use of diatomaceous earth, a mineral derived from the crushed skeletons of fossilized aquatic creatures, to control the ants and aphids.

The winter protection of boxwoods: it was suggested that wrapping them in burlap can actually damage the shrubs by trapping moisture that freezes and kills the leaves. A better suggestion is to tie them so that wet, heavy snow doesn’t flatten them.

Since we’ve had a relatively mild winter, many birds never left the area, and some are already returning in February. One attendee thought she saw robins, but thought they were too big. We were told that in winter the feathers of many birds fluff up to give them added protection, thereby giving them a larger appearance. There is a great deal of interest in birding among our members. A workshop, lecture, and field trip would be welcome.

A lively discussion took place on the subject of GEO’s (genetically engineered organisms) in our food supply. Some wonder if there is a way to purchase seedlings of vegetables and fruit that have not been genetically engineered. It was acknowledged that GMO (modified) hybrids can grow from nature as mutations...The Green Thumb nursery and farm stand in Water Mill was a suggested source. There is also concern that some plants being sold may have coatings or substances that are unsafe for bees. This is perhaps another good lecture topic.



THE HAH ANNUAL PLANT FAIR

SATURDAY, MAY 14 9 AM - 1 PM



PREVIEW PARTY

FRIDAY NIGHT, MAY 13 6 - 8 PM

Annuals, Perennials, Shrubs, Trees, Roses, Natives, Containers - for sale

Amazing auction of container plantings on Friday evening

DIGS

Plant Digs from Member Gardens – this is an extremely important aspect of our PLANT FAIR since it represents 100% profit to HAH

- Would you like to host a 'dig' at your garden?
- Would you like to volunteer to dig and plant up perennials at a host garden?
- Would you be willing to 'plant-sit' perennials and/or shrubs which are dug from member gardens?
- For those of you who are already plant-sitting – THANK YOU!
- Bettina Benson will be in touch with you soon or you can contact her directly at bbettina@optonline.net or at 631.728.1981.

PLANT DONATIONS FOR THE FAIR

One of the most important contributions you can make is a donation of potted plant material from your own gardens, labeled correctly. Here are some easy guidelines:

Containers – clean clay or plastic, 1 qt. minimum

Potting – complete potting at least two weeks prior to sale so plants can acclimate. Make sure there is a strong root system to support the plant.

Label – make one label for each variety of plant you bring. We will make more labels on the day of the Fair if necessary. Include the botanical and common names along with the cultivar, growing conditions, mature plant size, and bloom time and color and if deer resistant.

Care – Protect your newly potted plants from sun and wind and be sure they do not dry out. Always ask yourself if you would buy these plants yourself or give them as gifts!

WE NEED YOUR HELP – PLEASE VOLUNTEER!

We have already started planning for our one fundraising event of the year – the **2016 Preview Party & Garden Fair** which will be held on **Friday, May 13 and Saturday, May 14, 2016.**

Volunteers are needed and vital to the success of the event. We've listed below the critical times when your assistance is requested. Please let us know **by reply email** the dates and times that would be most convenient for you. You can also copy this page and circle the day and time you're available and mail it to **HAH, P.O. Box 202, Bridgehampton, NY 11932.**

Any amount of time that you can provide would be most appreciated:

Thursday, May 12 beginning at 8am and continuing until about 1pm

- We will be accepting plant container donations for the silent auction; sometimes small items will require pick-up from donors. Would you be willing to pick up plant containers?
- Delivery of the pre-sale annuals will need to be unloaded from trucks and sorted.
- Perennials which will be sold at the fair will need to be unloaded from the trucks and sorted.

Friday, May 13 beginning at 7am and continuing through 3pm

- Additional plant deliveries will be arriving on Friday morning and again we will need your assistance unloading the trucks and setting up the displays.

Friday, May 13 beginning at 5pm until closing at 8pm & Saturday, May 14 beginning at 8am and continuing through closing at 1pm

- Would you like to be a cashier or assist at check-out?
- Would you be willing to help out in the 'holding area'? Patrons place their plants here until final check-out.
- Would you share your plant knowledge with others who are choosing plants at the fair?
- Would you be willing to sell silent auction raffle tickets (Friday night only)?


Saturday, May 14 Clean-up of grounds area continuing through 3pm

- Would you be willing to help with clean up?

Please provide your name, telephone number and email and specify what date, time, and area you would be willing to assist us. Again, any amount of time that you can provide would be most appreciated. If you have any questions, please don't hesitate to contact us. We look forward to hearing from you. For questions, please contact our Volunteer Chair, Greg Wiseman at gwiseman.hah@gmail.com or simply respond to this email and we will forward your questions directly to Greg.

PRE-SALE OF ANNUAL PLANTS

Presale of Best Selling Annuals /Special Prices/ Special Quantities – perfect for mass plantings. Place your quantities by each item you buy. Place your order payment information on page 2. Send orders for this page as early as possible to reserve your plants. ALL ORDERS MUST BE RECEIVED BY MAY 3,2016 - TUESDAY.



New Guinea Impatiens

- Morning Sun, part shade,
- does not like too much heat
- Prefer moist soil, water at roots if possible
- Pinch off old flowers
- Disease Resistant
- Height 8" to 2'
- Colors: Red, Orange, Rose, White, Violet
- Must purchase 18 of a color
- Price : 18 pack for \$35**



Bounce™ Impatiens

- Smaller flowers than above and more branching
- Partial sun or shade
- “Bounces” back if you miss a watering
- Disease resistant
- Height 14-20", width 14-20"
- Colors: Cherry, Pink, Violet, Lilac, White
- Must purchase 18 of a color
- Price: 18 pack for \$40**



Sunpatiens®

- Smaller flowers look like little New Guinea Impatiens but spreading
- Full sun- can take heat and light
- Water well initially then weekly
- Can get botrytis or mythecium if humid
- Height 18-36", width 24-36"
- Color: Magenta, White, Red, Pink, Orange
- Must purchase 18 of a color
- Price: 18 pack for \$38**



Lobelia erinus Techno Heat® Dark Blue

- Trailing annual, containers and borders
- Height 6" -10" Spread 18"-22"
- Heat tolerant- no deadheading necessary
- Water regularly near roots
- Provide good drainage
- Colors: Blue only
- Price: 12 (4 ½" pots) for \$44**









Euphorbia Hypericifolia Breathless Series













- Containers and borders –can form mounds
- Sun but also shade tolerant
- Height 10-15", Width 24-28"
- Fertilize every 2 weeks
- Colors: White, Blush
- Price: 12 (4 ½" pots) for \$44**

**MARK WHAT YOU WANT
ABOVE, THEN SEE NEXT PAGE
TO COMPLETE ORDER**

Presale 2016 Popular Annuals in 4 1/2" pots - price is 12/\$32.00 or 6/ \$18.00
[You must order 6 of one kind/one color but every total order of 12 plants will be \$32.00]

	Ageratum [short height]	Blue	Quant.		Marigolds	Asst. Yellow, orange	Quant.
	Salvia	Blue			Dusty Miller	Green leaf	
	Gomphrena	Hot magenta			Torenia	White Blue	

Specialty Annuals in 4 1/2" pots. Price is 12 plants for \$45.00 or 6 for \$25.00.
[You must order 6 of one kind/one color but every total order of 12 plants will be \$45.00]

	Angelonia	Blue White	Quant		Whopper Begonia	Pink Red	Quant
	Scaevola	Blue			Coleus- (sun loving)	Assorted	
	Heliotrope	Purple			Lantana	Yellow	
	Petunia wave series	Assorted			Ipomea (Sweet potato vine)	Margarita Blackie	
	Heliochrysm (Licorice)	Large Leaf			Calibrachoa	Yellow White Pink	
	Verbena	Assorted			Ivy	Green Variegated	

Presale Annual Plants - place your order by Tuesday May 3, 2016

Be sure to include your email contact in case there is any need to contact you.

Orders will be available for pick up Friday, May 13 from 7 AM to 3 PM. or from Holding Area during the Friday, May 13 Benefit from 6-8 PM. Orders not picked up by 10 AM Saturday will be credited.

Total 4 1/2 pots ordered _____ @ 6/\$18.00 = _____ OR _____ @ 12/\$32.00 = _____ Total

Total Specialty pots ordered _____ @ 6/\$25.00 = _____ OR _____ @ 12/\$45.00 = _____ Total

Total orders from first page of special quantity mass plants _____ @ _____ Total

Amount of Total Order _____ Check enclosed _____ Credit Card _____

Name			
Address: on credit card			
Credit Card :	MasterCard	Visa	Number
Exp.	Auth. Code (from back of card)		
Signature:		Questions: email SKZeller@aol.com	

MAIL TO : HAH
P O Box 202
BRIDGEHAMPTON, NY 11932

ATTENTION: Susan Kennedy Zeller

PLEASE NOTE QUANTITIES DESIRED ON BOTH PAGES, FILL OUT FORM, TEAR OUT, MAKE A COPY TO KEEP FOR YOU, AND MAIL

BOTANY AND BIRDS OF BIG REED

Hosted by Vicki Bustamante, Owner of Provenance Natives

Saturday, APRIL 30TH 9am

Big Reed Pond, Montauk

I cannot believe our good fortune! Vicki has agreed to lead another tour of her “backyard”, the woods and ponds of Montauk. Join your fellow HAH members on a leisurely walk and talk about the native plants and migrating birds of Big Reed Pond. We live in one of the most naturally beautiful places in the world, come and explore it with us! See native wildflowers galore and learn from one of the East End’s most knowledgeable naturalists and birders.

This is a FOR MEMBERS only tour and one that is not to be missed. Participation will be limited, so sign up early! I know I’m gushing about this, but our last “walk on the wild side” was so amazing and so memorable!


To sign-up send an e-mail to Janet Donohoe Ollinger at HAHmember@gmail.com with Big Reed in the subject line and I will send you a confirmation.

Free for Premium Members

\$5.00 for all others

Take Montauk / Rte. 27 East passing through the town of Montauk. About two + miles past the end of the village (churches on right mark the end of the village) make a left onto EAST LAKE Drive - not to be confused with West Lake or South Lake Drives as many people make the wrong turn - look for airport sign and follow this north for 2 miles. Just after Big Reed Path make a right onto a dirt road which leads to the Big Reed parking lot. There is a “Montauk County Park” sign near the road.

Please dress accordingly for a woods walk.



HAH 2016 SUNDAY MONTHLY LECTURES - 2 PM

April 10 - Dan Snow - Listening to Stone

May 1 - Michael Wojtech - Bark: Get to Know Your Trees

June 12 - Stephen Orr - The New American Herbal

No lectures in July & August

September 11 - Scott Howe - Geology, Natural History and Art: The Parrish Museum's Landscape

October 16 - Marta McDowell - All the Presidents' Gardens

November 13 - Bruce Crawford - Small Trees for the Home Landscape

December 11 - Dennis Schrader - Tropical Immersion: The Costa Rica Garden Designed by Dennis Schrader

East End Garden Events - April 2016

Friday, April 1, 1:00 - 3:00 pm, Pruning Do's and Don'ts with Jackson Dodds - SEE PAGE 2

Bridge Gardens, 36 Mitchell Lane, Bridgehampton. \$5/person, free to Bridge Gardens and Horticultural Alliance of the Hamptons members. Rain cancels.

Saturday, April 9, 11:30 a.m. - 1:00 p.m. From Cleanup to First Sowings, Getting the Vegetable Garden Started

Bridge Gardens, 36 Mitchell Lane, Bridgehampton \$5/person, free to Bridge Gardens and our Community Garden members. Reservations requested. Rain or shine.

Saturday, April 16, 1:00-2:30pm A Sneak Peak of LongHouse at 25!: A Spring Walk at LongHouse Reserve

Stroll through thousands of blooming spring bulbs with LHR Horticulturist Alex Feleppa as your guide. Free for LHR members, \$10 for non-members. LongHouse Reserve, 133 Hands Creek Rd, East Hampton, NY 11937 www.longhouse.org

Saturday, April 30, 10:00 a.m. to 12:00 p.m. Care and Cultivation of Hydrangeas

Peconic Land Trust with the Summerhill Nursery, 342 Town Lane, Amagansett \$5/person, space is limited, reservations required. Rain date: Saturday, May 7 at 10 am.

BRIDGE GARDENS OPENS SATURDAY, APRIL 2, 10 AM - 5 PM www.PeconicLandTrust.org.

LONGHOUSE RESERVE OPENS SATURDAY APRIL 30, 2-5 PM www.longhouse.org

NARCISUS: SIR WINSTON CHURCHILL



100% Recycled

April 2016

HAH Happenings

The Horticultural Alliance of the Hamptons
Bridgehampton Community House
P.O. Box 202
Bridgehampton, NY 11932-0202
(631) 537-2223
www.hahgarden.org

