




HAH Happenings


January 2018



The Horticultural Alliance of the Hamptons
P.O. Box 202, Bridgehampton, NY 11932-0202

631.537.2223 hahgarden.org
at the Bridgehampton Community House

HAH Monthly Lecture - Sunday, January 14, 2018 - 2 pm




Joseph Tychonievich *Rock Gardening: Reimagining a Classic Style*

Inspired by the tiny plants and dramatic, rocky landscapes found on mountain tops, rock gardening uses a range of unusual, small plants in combination with beautiful stones to create miniaturized landscapes. This approach to gardening is water-wise, perfect for containers, small gardens, and for gardeners interested in exploring a whole new group of beautiful plants. In this talk Joseph will share beautiful images of rock gardens to get you inspired, the basic principles of creating rock gardens, and an introduction to some of the most beautiful and easy to grow rock garden plants to get you started.



A life long gardener and lover of plants, Joseph earned his degree in horticulture from Ohio State University, worked at specialty rare plants nurseries in Michigan



and Japan, and was named by Organic Gardening Magazine as one of "...six young horticulturists who are helping to shape how America gardens." He is the author of Plant Breeding for the Home Gardener (Timber Press, 2013) and Rock Gardening: Reimagining a Classic Style (Timber Press, 2016.) Currently Joseph lives and gardens with his husband and an adorable black cat in eastern Virginia.

HAH ROUNDTABLE TALK
moderated by Pamela Harwood
SATURDAY, JANUARY 6, 2018
10-NOON

* REFRESHMENTS WILL BE SERVED *
OUR TOPIC WILL BE

**"TIPS ON HOW TO USE THE WINTER MONTHS
TO PLAN SPRING GARDEN IMPROVEMENTS"**

REMINDER:
DRAWING BOTANICALS WORKSHOP
led by Andrea Cote

SATURDAY, JANUARY 13, 10 - NOON
See December Newsletter for details and
registration.



PRESIDENT'S MESSAGE



Gardening is the work of a lifetime: you never finish.
Oscar De la Renta

Happy New Year! I am wishing everyone a wonderful New Year full of learning and sharing and participating with the most incredible group of people that comprise the Horticultural Alliance of the Hamptons! Already this year, I am looking forward to learning at the "Drawing Botanicals Workshop", sharing at the Winter Book Group and above all participating in all that HAH and life has to offer. New Year, new challenges, new rewards and lots of friendship and fun!

I'll see you in the garden,

Janet

The HAH Holiday Centerpiece Workshop on December 9th led by HAH Board Director Lydia Wallis was great fun and very productive. Participants brought all the evergreen material from their own gardens to work with in addition to what HAH provided in fresh flowers. Thank you, Lydia!

HAH 2018

OFFICERS: (an officer serves for a 1 year term)

President	Janet Donohoe Ollinger
First Vice President	Bettina Benson
Second Vice President	Susan Brackett
Recording Secretary	Alicia Whitaker
Corresponding Secretary	Erika Shank
Treasurer	Pamela Harwood

DIRECTORS: (a director serves for a 3 year term)

Elaine Peterson	2018
Mary Maran	2018
Rick Bogusch	2019
Lydia Wallis	2019
Jeffrey Glick	2020
Marie DiMonte	2020

On occasion the board may appoint someone to fill an unexpired term if necessary.

LIBRARY CHAIR (serves on the board with a vote)

Susan Kennedy Zeller

NEWSLETTER/WEBSITE EDITOR

Elaine Peterson

hahmember@optonline.net

Submissions must be received by the 10th of the month prior to publication. Please include NL in the subject line.

MAILING

John Benson

PHOTOS

George Biercuk, Elaine Peterson, Erika Shank, Joseph Tychonievich, Lydia Wallis.



HAH John Lo Gerfo Library Footnotes¹ January 2018

By Susan Kennedy Zeller

As one year ends and another opens I love to look back on the history of the Library. A heartfelt thank you to the following. We have had numerous outstanding Librarians from Ruth Paulsen who began the library with book donations from HAH starting members to my predecessor Harriet Edwards, the professional Librarian who initiated our Marcive system of tracking books (you can even do it from home,) made connections with other Library systems, and added a touch of class! Long known as the best horticultural library on Long Island the HAH Library is a rare treasure for all the HAH membership and the community. Many heartfelt thanks also to today's volunteers: especially Charles Savage and Susan Brackett who manage open hours on Tuesdays; Carolyn Gemake, Chair of the book purchasing committee and the Winter Book Talks and all the other Committee Chairs who help out when using the Library for their programs. If you want to join this exemplary group...just give us a call. No experience necessary.

Reminder, Saturday, January 20th at 10 AM is another presentation of the Book Club. You do NOT need to have read the book as presenters shall review for all of us.

New Policy: Should you wish to take out an older issue of any magazine, merely leave your name and contact information with the Librarian and return it within 4 weeks. Latest issues cannot be taken out but can be read whilst visiting the Library and you may copy an article for free on our copier machine..

Library hours: Tuesday and Saturdays 10-12. Also after any HAH event that happens in the Community House. **Snow storms close the Library.**

Susan Kennedy Zeller contact: SKZeller@aol.com Please put HAH in the subject line.

Book Donations - Due to a lack of dry, clean storage spaces, sadly, we cannot take garden book donations until shortly before we are able to have a sale. So watch the HAH Newsletter for the next notice of donations accepted in the Spring.

THE HAH BOOK REVIEW GROUP

Meets Saturday, January 20 at 11 am - 12 pm in the HAH Library.

The reviewers and the books they have read are as follows:

Elaine Peterson: The Rockefeller Family Gardens - Larry Lederman

Alicia Whitaker: Bunny Mellon: The Life of an American Style Legend - Merle Gordon

Susan Zeller: Art to Landscape: Unleashing Creativity in Garden Design - W. Gary Smith

The moderator is Carolyn Gemake.

Come join in for a stimulating discussion of words on horticulture.

Year in Review – The Power of Volunteers

- HAH had a wonderful 2017! President Janet Ollinger provided many details of our activities at the Annual Meeting in November, but not all were able to attend so here are the highlights, with a focus on some of the people who are making things happen behind the scenes:
- We grew and acquired many new members this year so we now have nearly 400 members. John Benson sends out New Member Packages as well as mailing our newsletter every month and party invitations and he manages our hospitality after lectures. John also offered a popular Trellis Workshop that we hope he'll repeat.
- We are financially healthy, including a strong Karish Fund balance in the New York Community Trust. This past year we made three scholarship awards to East End students pursuing a horticultural-related degree. Kudos to Susan Edwards who leads a small committee to do this.
- Our monthly lectures are well attended and the team of Bettina Benson and Susan Kennedy Zeller keeps our speaking programs relevant and engaging. Many volunteers provide housing for traveling speakers, keeping our costs manageable and our lecturers welcomed.
- Elaine Peterson continues to edit and publish our monthly newsletter and now also maintains our website. Bettina Benson handles our email notification, balancing our need for information against the saturation of too much information.
- Our acoustics and sound system in the Community House have improved and Gerry Gilberti now manages audio visual support.
- Marie DiMonte leads our workshops and Pamela Harwood runs monthly Roundtables that bring people together around specific interests. Pamela also runs our local gardening tours, which had record breaking visitors this year.
- Our Book Group provides great information about notable gardening books during the winter months. Carolyn Gemake recruits members to read books and then report on them to a group. Carolyn also leads our acquisition committee for library books, partnering with Susan Kennedy Zeller who manages the library and our fall Yard Sale that this year grossed \$700 in funds that were reinvested in the library. Charles Savage and Susan Brackett are tireless library volunteers who help to keep it open and organized.
- We are a group that loves parties – Bettina Benson, Lori Barnaby and Jeffrey Glick delivered a spectacular Premium Members' party at Madoo – thank you to Alejandro Saralegui. Linda and Vincent Sclafani hosted the summer party on a scorching day in August in their beautiful and shady garden. Lori Barnaby once again spearheaded the decorations for our much-loved and well attended Holiday Party.
- This year's Karish event featured Ken Druse and included garden tours, his lecture, a book signing, a wine and cheese reception and plant sale. Alicia Whitaker and Erika Shank provided leadership for this event but couldn't have pulled it off without the help of many other volunteers. The profits from this event will support our educational programming.
- Terry Coppola continues to lead the Amaryllis Workshops that we deliver in East End libraries to children in grades K-3. They are always well attended and fun and staffed by additional volunteers who manage the combination of energetic kids, potting soil and amaryllis bulbs.
- Thanks to Estelle Rosen, we had an amazing winter trip to Costa Rica that a number of members enjoyed. While there, we were hosted by the ever-generous Dennis Schrader and Bill Smith of Landcraft, who showed us what living and gardening in the tropics is all about. Bill even made an amazing lunch for our group.
- A number of our Community Partners made huge contributions to our programs this year, including Peconic Land Trust, Bridge Gardens, Summer Hill Nursery, Landcraft Environments, Madoo and Longhouse Reserve. If you haven't seen Madoo's renovation, be sure to go when they reopen in the spring.
- There are some necessary and difficult jobs accomplished by stalwart board members and volunteers. Susan Brackett is our Recording Secretary and Office Manager. Pat Matheson manages our press releases and PR. Jeffrey Glick wrangles volunteers for our many efforts. Cornelia Bostwick now manages the Friends of the Garden as well as sign-in at lectures and Bridget DeCandido keeps Jim Jeffrey's legacy alive with the Camellia Group. Erika Shank is our Corresponding Secretary and Lydia Wallis heads community outreach as well as leading very popular workshops to create holiday arrangements.
- Our major fund raiser, the Preview Party and Plant Sale, takes a village to deliver. Don Cirillo manages all the strategic parts of permits and logistics, Carole Campolo and Susan Kennedy Zeller manage the Container Auction. Elaine and Erika Shank do the invitations, which often become keepsakes. Terry Coppola and Bettina Benson manage member digs, which are a huge attraction for attendees. Pat Matheson manages cashiering, which has become easier and "high tech." Jeffrey Glick recruits and manages the dozens of volunteers who make this all run smoothly. And a team consisting of Elaine Peterson, Bettina Benson, Marie Di Monte and Mike DeVito acquire the beautiful plants that we work hard to sell over the course of an evening and half a day. And Cornelia is again there to welcome us all.
- Janet Ollinger called out the contributions of one board member in particular – the tireless Bettina Benson, who makes so many things happen for our organization. Take a look at these activities and reach out to Janet Ollinger if you want to get involved. Here's to a wonderful 2018 with good weather, healthy plants and the fellowship among gardeners that we so enjoy.

The Annual HAH Holiday Party on December 10 was lovely and fun. Thank you Lori Barnaby and helpers for the beautiful decorations!



Thank you
Erika Shank
for the photos!

NOTES FOR THE HAH ROUNDTABLE PROGRAM, December 2, 2017

CONIFER

Pamela Harwood

The name 'conifer' is derived from the Latin *conus* and *ferre*, meaning 'bearing cones.' Some of the most popular examples are: *Abies* (fir), *Cedrus* (cedar), *Chamaecyparis obtusa* (Hinoki false cypress), *Chamaecyparis pisifera* (false cypress), Hemlock, *Juniperus* (juniper), Larch, *Picea* (spruce), *Pinus* (pine), *Taxus* (yew), *Thuja* (arborvitae).

Here is how one website, www.thespruce.com, describes conifers: "Trees and shrubs that fall into this category reproduce by forming a cone rather than a flower as a container for their seeds. It is this fact regarding reproduction that points us to the difference between evergreens and conifers. Most conifers are evergreens, but not all of them are. Do not confuse "conifer" with "evergreen." While there is overlap between these two botanical classifications, they do not signify the same thing. As you can see from the above, the former pertains to means of reproduction (the cone); the latter, by contrast, pertains to the nature of a tree's leaves (or "needles"). Perhaps the best-known example of the fact that not all conifers are evergreens is the Larch or "tamarack" tree (*Larix laricina*). In summer, tamarack looks like it would be one of the evergreens, because it bears needles. But this conifer is a deciduous tree.

Likewise, not all evergreens are conifers. Holly shrubs are evergreen, but they are not conifers because they reproduce via flowers, not cones. Beginners often become confused by these terms and end up asking the wrong questions. For example, you will sometimes hear someone asking if such and such a tree or shrub is "deciduous or a conifer?" as if it had to be one or the other. But this is the wrong contrast to draw. From the foregoing, you will see that the difference the person truly has in mind is between "deciduous" and "evergreen."

Some trees and shrubs that you may not think of as being conifers actually are (which is another way of saying that not all cones have the appearance of a classic cone, such as the spruce cone). Examples include: Ginkgo biloba trees (what people think of as the messy "fruit" is really a cone) and Juniper shrubs (again, what look like blue berries to the average person are actually cones)."

Conifers provide garden structure (or bones); are used as screens or hedges for privacy and wind protection; add visual interest by their shapes, heights, and colors; are the mainstay of the winter garden as they are mostly evergreen; can be specimens or backdrops to other plants; and provide wildlife with food and shelter.

Some can be sheared to keep their **shape and size**, such as *Thuja*, Leyland cypress, Yew, etc., and some can be groomed for topiary, especially Yew shrubs. Conifers can provide year-round **color** in the garden, such as gold, blue/gray, green, variegated with white. **Dwarf** conifers are excellent for small and part-shade gardens and in some cases can also be container plants. Variegated conifers also prefer part shade or dappled sun. Texture: some have hard needles like Spruce, or soft needles like Pine, or thread leaf like Arborvitae.

The website www.homeguides.sfgate.com, adds "Most coniferous trees grow in the northern hemisphere where they form forests, which are called taiga or boreal forests. These trees grow wild across many areas in North America, Europe and Asia. Some conifers grow in the Southern Hemisphere in places such as New Zealand and Chile. Coniferous trees are adapted to survive cold weather and acidic soil found in these locations. Most conifers produce male, pollen-bearing cones and female, seed-bearing cones. Both types of cones appear on the same plant. The male cones do not last as long as the female cones. Yews and junipers are the exception. These two varieties are dioecious plants, which means they come in male and female plants.

The leaves of coniferous trees resemble needles. Conifer needles protect themselves with a waxy outer coat, which stops moisture evaporation from freezing temperatures. The flexible needles allow snow and ice to slide off the branches. The leaves provide the key to identifying coniferous trees. Single needles spaced out on the branches indicate that the tree is a fir, Douglas fir or a spruce tree. Needles appearing in bundles belong to pine trees, while clustered needles are found on larch trees. Straight needles with a feather-like shape grow on yew trees. Awl-shaped and scale-like needles are found on juniper and cedar trees."

Conifer branches and cones are also prized for their utility as fabulous Christmas and winter decorations. If you have these trees and shrubs in your garden you will be able to bring in and make wonderful wreaths, table centerpieces, and outdoor containers. The possibilities can be as imaginative as your garden.

THE HAH SEED EXCHANGE PROGRAM

BEGINS ON JANUARY 14, 2018 - PRIOR TO THE SUNDAY LECTURE

If you bring donations of plant seed packets (preferably your own, labeled with variety), you will receive another package for free. If you do not have any of your own seeds to donate, you can purchase packages for \$2.00 each.

Information for starting seeds indoors and outdoors will be available.

Musings & Ramblings

George Biercuk

One could be forgiven, as we transitioned from meteorological autumn to meteorological winter on December 1, for being a bit confused as to which season it really was. Certainly not winter nor even late autumn. Record warmth for the September through November period, despite a thirty-six hour bone chilling hard freeze, a “tropical storm express” and other extreme high wind events, prevented the garden from “winterizing”. All annuals (tropicals) appeared to emerge from the icebox the next morning seemingly unscathed, only to begin their incredibly rapid wilting/defoliating collapses. The salvias, coleuses, cupheas, begonias, etc., each according to its internal structuring, either melted into a pool of slimy gelatinous goo or became sticks with freeze dried clinging stuff.


Our tree canopy, mainly oak, remained as green as on an August day. Other trees and shrubs had very different responses to the hard freeze. The ginkgos defoliated almost immediately. The fallen leaves remained green and turgid as they carpeted the ground. There would be no golden display either on the tree or carpeting the ground. We bemoaned that there appeared to be very little likelihood that there would be any oak foliar coloration. Almost overnight, in early November, color began to appear and it intensified and continued to intensify daily. The depth and range of brown/orange hues was dazzling. Where they are the dominant species the light was golden as opposed to the blue of open farmland and other non-oak dominated spaces. And the golden light, much to our dismay, persisted until early December because the leaves wouldn't fall, resulting in, as many of us unfortunately know, a protracted and seemingly endless leaf cleanup. As the first snow of the season was falling the drone of leaf blowers could still be heard.

Other trees, such as Kousa dogwoods, as in the past, held green until just before Thanksgiving, then burst into golden shades which when backlit glowed radiantly. This year they transitioned and fell quickly carpeting spaces that had just been cleared for the third time. Frustrating. Hydrangea quercifolia, while the snow fell, was still a vibrant green. When they would begin transitioning mahogany was anyone's guess. Would they even change or just eventually fall off or have to be handpicked? Changing late they are a nice addition to our mainly green hued winter garden.

The surprise performer this year was Euonymus alatus. Invariably, in every prior year, the plants, in areas all around us, would show a wide range of color change initiation, some as early as late September and others late October. Why this was I have no idea. This year, however, expecting a rapid green leaf drop after the freeze, we were surprised by the tenacity of their foliage. As we advanced into November they remained green and held tightly to the plants just like the oaks. By late mid-November, well after many of them would have been mostly, if not completely, defoliated in past years, we started to see some hints of red on the outer branches. Come Thanksgiving they decorated the landscape with their autumnal coloration, glowing flame-like, yellow interiors working through orange toward red exteriors, the red segueing nicely into one of the “holiday season's” primary colors. Unlike any time in the past the shrubs failed to turn entirely red, the color gradients just intensified until leaf drop, which happened to be the last major drop, primarily yellow hued, and yet another cleanup.

The slow leaf drop, coupled with warm sunny days, made for pleasant walks with Jake. Probably because of the warmth I was keenly aware of another element of the autumn landscape. Have you ever noticed the scent of fallen leaves as you walk through them? Oak leaves, especially when damp, emit a somewhat acrid odor. Surprisingly when I grind them up for the compost bin it's only minimally evident. On one occasion we walked through an area covered primarily with Norway maple leaves. The air was pleasantly sweet. As Jake romped more of the fragrance was released. Walking on, the oak odor again predominated. On our return we spent more than a few minutes playing in the maple leaves so that I could enjoy the sweetly scented air. Jake was having a grand time romping, though I don't know, with his much more sensitive sense of smell, if he was having a sensory experience similar to the one I was enjoying. He certainly is keen on funky, odoriferous “stinks” like weeks-old dead buried clams on the beach. To each his own.

After a mid-November leaf cleanup I uncovered a delightful surprise. A helleborus niger was in bloom. The flower stalks were a trifle short, most likely due to the leaf cover. I conscientiously kept the leaves away and the stalks elongated, proudly displaying his white flowers. Though tediously hand labor intensive I cleaned out all the spring blooming hellebores (cultivars and hybrids) to aid in spring cleanup and discourage voles. H. foetidus, despite the warmth that prompted them to initiate flowering in late October, were in stasis, their chartreuse stalks bright against their dark green foliage.



The most enjoyable and somewhat incongruous sight was, as the snow accumulated, Camellia “Jean May's” pink flowers frosted with the snow. Having commenced blooming in early October, would she have a run like last year when she was still in bloom February 28 when we left for St. Martin? She shrugged off this year's earlier freeze as though it never happened. She's a tough, older cultivar that should be in every garden that has the right conditions.

With leaf cleanup finished for the season, it's time to dream about and plan the upcoming high intensity gardening season.

Happy contemplations.

HAH 2018 SUNDAY MONTHLY LECTURES - 2 PM - BH Community House

All lectures are free to members, \$10 for not-yet-members. Memberships start at \$45. Please join us!

January 14 – Joseph Tychonievich – *Rock Gardening: Reimagining a Classic Style*

February 11 – Rick Bogusch – *Herb Blends & Spice Mixes: How to Make Them & How to Use Them*

March 11 – Bill Noble – *Imaginary Gardens with Real Toads in Them*

April 8 – Thomas Mickey – *America's Romance with the English Garden*

May 6 – Diane Barthel-Bouchier – *Botanical Art: A Continuing Tradition*

June 10 – Ken Greene – *The Wonder of Seeds*

There are no lectures in July & August

September 9 – Lynden Miller – *The Designer's Eye*

October 14 – Anne Haines – *Fragrant Plants*

November 11 – Jane Garmey – *A Sense of Place – An inside Look at a Wide Variety of Private Gardens in Connecticut & the Hudson Valley*

December 9 – Donald W. Hyatt – *Chasing the Bloom in the Southern Appalachians*

HAH and other LOCAL GARDEN EVENTS

January 2018


Saturday, January 6, 10:00 am - HAH Roundtable, in the HAH Library, see p. 1 for details.

Saturday, January 13, 10:00 am - HAH Workshop, in the HAH Library, see December Newsletter, p. 7 for details.

Sunday, January 14, 2:00 pm - HAH Lecture, in the big hall at the Community House, Bridgehampton., see p. 1.

Saturday, January 20, 11:00 am - HAH Book Group, in the HAH Library, see p. 3.

**New Hours at BRIDGE GARDENS, 36 Mitchell Lane, Bridgehampton, 631.283.3195 ext 19 or peconiclandtrust.org.
Open to the public 7 days a week, 10 - 4, year-round!**



HAH Happenings
January 2018

The Horticultural Alliance of
the Hamptons
Bridgehampton Community House
P.O. Box 202
Bridgehampton, NY 11932-0202
(631) 537-2223
www.hahgarden.org



