



HAH Happenings

August 2020



The Horticultural Alliance of the Hamptons

631.537.2223 hahgarden.org

P.O. Box 202, Bridgehampton, NY 11932-0202


at the Bridgehampton Community House

Cornell Cooperative Extension Lecture Series 2020

In lieu of our cancelled lectures for spring/summer, HAH has accessed the Cornell Cooperative Extension Zoom programs. These are available if you are a member of HAH and they are scheduled every other week on **Wednesdays at 10 am** through the end of September. If you would like a little more detailed information on each presentation, please go to the Cooperative Extension Suffolk County website <http://ccesuffolk.org/gardening/speakers-bureau>.

A blast email will be sent two weeks prior to each presentation announcing the event which will allow members to respond if they want to participate. The day prior to the event, participants will be notified with the link.

Any questions? Please contact Bettina Benson at hahmember@optonline.net



**August 5
August 19
August 26
September 2
September 16
September 30**

**Go Wild with Native Plants
Fifty Shades of Green Lawn
The Magic of Compost
Pollinator Gardens
Shade Gardens
Gardening by the Sea**

Growing Delphinium

About four years ago, Andrew Messinger, the gardening guru who writes for the Southampton Press wrote an extensive article on growing delphiniums. As beautiful and desirable as they are, Andrew warned how difficult they are to grow in our local gardens. He offered, however, the possibility of ordering seeds from a grower in New Zealand who has since closed his nursery business. These seeds were promoted as being able to survive hot humid summers like ours.

I decided, after many attempts purchasing plants locally, to give it a try. Numerous seeds germinated but this was the only plant that survived the winter in a neglected pot on my patio. After planting it in my garden it returned for two years as a single stem. The third year it had flowers and this year it is the glorious, multi-stemmed plant that you see.

Mary Busch, East Hampton

Note: Mary bought the seed for New Millenium Star delphiniums from a company in New Zealand that is still in business, with a new owner: <https://delphinium.co.nz/pages/about-us/>. There's a US source for plants - Walter's Gardens: <https://www.waltersgardens.com/variety.php?ID=DELNS>



The HAH Library remains closed. We will let you know just as soon as it is safe to open again.



PRESIDENT'S MESSAGE



Dear Friends,

Here we are nearing the end of high summer already – nature moves along and so have we. We continue to consider how the virus is impacting our community and we'll adjust our plans as needed. We are crossing fingers that we can restart safe, socially distanced lectures in the Community House this fall. We're also working on protocols to reopen the library. Stay tuned – we'll announce any changes in subsequent newsletters or by email.

Many of you have told us that you've enjoyed the newsletter contributions from our members, as they've given you a peek into their gardens that we can't yet visit in person. I'm delighted that our members are stepping up to writing and we are better for your efforts.

Public gardens can play a crucial role in our mental health during this stressful time, and we're pleased that the newsletter describes three small volunteer-created gardens that you can visit on your own. Our local treasures – LongHouse, Madoo and Bridge Gardens – are also accepting visitors once again and their guest policies are on their websites.

Stay safe,

Alicia

HAH 2020

OFFICERS: (an officer serves for a 1 year term)

President	Alicia Whitaker
First Vice President	Erika Shank
Second Vice President	Rick Bogusch
Recording Secretary	Janet Ollinger
Corresponding Secretary	Joan DiMonda
Treasurer	Bettina Benson

DIRECTORS: (a director serves for a 3 year term)

Jeffrey Glick	'20
Marie DiMonte	'20
Elaine Peterson	'21
Erik Brockmeyer	'21
Sarah Alford	'22
Pamela Harwood	'22

The Library Chairperson (who serves on the Board with a vote) is currently: Susan Kennedy Zeller
On occasion the board may appoint someone to fill an unexpired term if necessary.

NEWSLETTER/WEBSITE EDITOR

Elaine Peterson

hahmember@optonline.net

Submissions must be received by the 10th of the month prior to publication. Please include NL in the subject line.

MAILING

John Benson

PHOTOS

Jaci Allen, Dianne Benson, Abby Jane Brody,
Pamela Harwood, Elaine Peterson, Alicia Whitaker

How Do I Love You?

I am in a love affair with *Aconitum carmichaelii*, commonly called monkshood. The upper sepal of each flower develops into a large, helmet-like structure that somewhat resembles the hoods worn by medieval monks. I do not remember how or when we started but we have been together for about 20 years. We share a steady, sustaining, effortless, recurring and reliable relationship. Let me count the ways that opened my heart to this plant.

Number one - When the glorious hues of most garden flowers start to dim, monkshood steps into the spotlight and takes center stage, usually at the end of August. Another common name is autumn-flowering monkshood, and as such it is a welcome time of year to see new blooms that last into the fall.

Number two - Reigning at the back of the border it holds its own with its height of 2-4 feet and for me more likely 4-5 feet. You definitely see and feel the presence of this plant. Its dark green leathery leaves with 3-5 lobed sections are unmistakable.

Number three - Adding a pop of color at precisely the perfect time, monkshood dazzles with its dark blue purple bloom. It is a showstopper every time anyone walks by it. Colors range from deep purple to an azure blue.

Number four - Grazing deer walk right on by...it is deer resistant. However, in a very severe winter probably about 2012, the deer ate my monkshood plants down to the ground. I was shocked as it is a poisonous plant, especially the seeds and roots. (Care needs to be taken when working in the garden near this plant.) However a silver lining emerged in the spring as a wavy line of baby plants came into view that followed the trajectory of the deer's path out of my garden. I am forever grateful that I have so many monkshood plants now thanks to the deer.



Joan DiMonda, Southampton

Open Day, Tuesday, August 4th, at two North Fork Gardens

Good news -- two members with very large gardens have offered to do a special open day for HAH members from 9:00 a.m. to 3:00 p.m. on Tuesday, August 4. There's plenty of space and time to roam safely. Both are gardens on the (uncrowded) North Fork that we've visited in prior years at a different time, so there will be new things to see in these constantly evolving treasures. **Masks and social distancing are required.** Details are below:

Landcraft Garden Foundation, 1160 East Mill Road Mattituck, NY 11952-1289



Dennis Schrader and Bill Smith have created the Landcraft Garden Foundation, a nonprofit dedicated to inspiring, educating, and promoting gardening, horticulture, and the preservation of our natural environment. They plan on opening regularly to the public next year; in the meantime, they are having a few scheduled group visits like this special tour for HAH members to keep everyone safe and healthy.



Created out of old farm land, near a salt water inlet, their garden consists of a series of garden rooms and habitats that use native plants and the best of exotics, including the tropicals and "temperennials" that they sell in their wholesale business. There are now six planted acres to see, with new plants and garden features installed every year. Don't miss the Ruin Garden, the waves of pink Muhly grass, and the exotic begonias spending the summer in the Thai tiki pavilion.

Winds Way, 73 Winds Way, Jamesport, 11947 (signs will indicate where to park.)

Nancy Gilbert and Richard Wines have created a unique environment on a property that's been in Richard's family for many generations. It includes a ten acre field still actively farmed, woodlands, wetlands, Peconic Bay shorefront as well as the extensive fruit, vegetable and ornamental gardens that surround a series of historic buildings.

Between the house and school is an orchard, featuring twenty apple varieties, mostly antique types such as the Esophus Spitzenburg favored by Thomas Jefferson and the old English standby, Cox's Orange Pippin. There are also peaches, cherries, pears, blueberries and a quince. Some of the trees are espaliered on a fence surrounding the orchard, along with roses.

In front of the old schoolhouse, moved to this site from Sound Avenue, is a wild-flower meadow, containing goldenrods, Queen Ann's lace, and milkweeds for the monarch butterflies, butter and eggs, common mullein and Jerusalem artichokes. Next to that is the main vegetable garden and beyond that an area devoted to small fruits such as red and black currents, gooseberries, blackberries and various types of raspberries. There are also smaller gardens devoted to woodland plants and ornamental shrubs and there are benches everywhere to encourage sitting and watching the world go by.

Nancy and Richard are bird lovers who have created habitats to attract and nurture a large variety of birds. They have expert advice to share on how to do this.



Renovating a Public Garden

There is a sweet little garden hidden from passers by, part of Christ Church here in Bellport. Its small stone statue of St. Francis has seen wild dances during the '60s, and once a lovely wedding. The Prayer Garden has a stone bench but all was hidden from view until the mid '80s when 4 long windows were installed in the hallway. The garden was then a variety of evergreen textures and sizes. When I moved back in 2006, I was amazed to find massive forms. Public gardens, of course, suffer from neglect. Soon the little lawn disappeared and a huge Ilex filled the center. I dreamed of renovation. The Rector and the Vestry accepted my offering, and I was off and running. Right behind me came several parishioners and families with memorials, asking to be a part of the project.

The first job was removal of those huge evergreens – and the roots. Here's what was left: 1 Knock Out Rose, 1 40 year old Azalea, 1 gnarled Berberis purpurea and 3 Ilex 'Helleri' under the windows. The space seemed huge. I swallowed hard and decided on a stone path (no lawn to mow). Of course there is a parishioner who is a master mason!

Next came finding the plants from my list. George Biercuk to the rescue. He not only helped to find them, but chose "the" right one at the nursery. Which Acer japonica? Where to find Weston's R. 'Aglo'? Three golden Liriope to draw the eye to the corner. The garden is enclosed on three sides, so attention to placement in morning or afternoon sun was important. We placed and changed and placed again, leaving space to allow for maturity. Color, texture, shape but most of all, peaceful surroundings.

I pictured a mini field of white – spring thru fall – near the little stone bench. Lydia Wallis offered Phlox 'David' and Astilbe 'Avalanche'. I had purchased 4 Tiarella 'Brandywine' at the last HAH Garden Fair (even then I was dreaming.) She delivered those and charming groundcovers to the garden. Anemone 'Honorine Jobert' will come along soon. Jose, my gardener friend, planted all 52 plants. After Milorganite and mulch, the all important water system – a beautiful fine spray for everyone 3 times a week. That's Frank, the "sprinkler man."

Except for birdsong, the garden is quiet, nestled between sections of the building. I remove my mask to deadhead the Roses or pull a tiresome weed. I sit for a peaceful moment to pray that we shall find our way after this dreadful pandemic. Our Rector, who says services online, held Morning Prayer in the garden one morning. He is planning a dedication. Do you know how happy and satisfied I am?

Jean Coakley, Bellport



Southampton Rose Society Garden at Rogers Memorial Library

The David Dawn Memorial Rose Garden at the Rogers Memorial Library in Southampton was a gift to the townspeople and village of Southampton from the Southampton Rose Society. It's the only public garden of its kind devoted to roses on eastern Long Island. Its creation was the result of a determined and persistent group of rosarians, who worked with the library board and the town to make it happen. Not only did the Southampton Rose Society need to design and finance the garden, they also needed to agree to be responsible for the perpetual maintenance of the garden.

In the late 1990s when I was then President of the Rose Society, I was inspired to propose the idea of creating a rose garden as a gift to the village in commemoration of SRS's twenty fifth anniversary. The board signed on and the garden planning began and culminated in the dedication and opening of the garden in 2003. Our success was the result of the hard work and fund raising of our members and the board.

The garden is 60 feet square, with a gazebo at the center donated by Helga Dawn in memory of her late husband David Dawn, who grew over 2,000 roses of 400 varieties on their estate, La Roseraie, and who was known for his generosity in mentoring anyone who wanted to grow roses. Modern hybrid tea roses, grandifloras and floribundas are grown in the borders and six varieties of climbers grow on the arbors. David Austin shrub roses are planted in a border to contribute their wonderful fragrances throughout the garden. The garden is open to the public seven days a week and is a wonderful place to learn about these special plants. Come visit – it will be hard to choose your favorite rose.

Harvey Feinstein, Greenport

Mimi Meehan Native Plant Garden


If you need some inspiration for your August plantings and are on the hunt for attractive native plants to use in your garden, take a look at the Mimi Meehan Native Plant Garden on Main Street in East Hampton, between Clinton Academy and the East Hampton Star. It's a long-term project of the Garden Club of East Hampton, originally created by Calista Washburn in 1989, and now curated by Abby Jane Brody, who together with Lalitte Smith leads a team of GCEH volunteers to maintain it. In 2003, thanks to a gift from the Meehan family, a huge beech tree was removed, and the garden was redesigned and replanted. A few years later a deer fence was installed. I recently spoke with Abby Jane about highlights of the garden:

Q: AJ, please tell us how this garden has evolved under your watch.

The garden continues to evolve and we've made a number of changes based on the challenges that you find in a garden that's maturing and maintained by volunteers. We removed old trees that were failing and replaced them with "baby trees" --- a fringe tree, a new redbud and a witch hazel. We still have some old trees but now there's more light and room for diverse plantings. I think of this as a "trial garden" and we're regularly removing plants that don't perform well and adding new plants. There's a mix of perennials, trees and shrubs that result in something to see with color, texture and interest from May through October.

At one point I thought that if there were more shrubs, perhaps there would be fewer weeds. If only that were true. But that led to installing colorful azaleas that flower in July and August. The azalea, Millenium, is beginning to flower now, in early July. Its buds are deep red, opening to deep pink with a wash of gold. Azalea prunifolium, in the rear of the garden, is shocking orange and flowers from late July into August.

Q: What's blooming in August that's special? August is often a quiet time in our gardens.



The garden has very strong light, and the only way to make the garden exciting is to have vivid, saturated colors in the plants, so you'll see oranges, terracotta and purples. Blooming into August is Echinacea 'Cheyenne Spirit', a bright yellow Coreopsis 'Full Moon', and a hardy pink Verbena, *V. canadensis* 'Pink Pepper'. Other perennials flowering in August are the phloxes and *Scutellaria incana*. I tried *Verbena hastata*, but it became so difficult to control that I've been weeding it out.



Another set of plants that are the stars of late summer include a mass of butterfly weed – *Asclepias tuberosa* – in orange and gold, and *Asclepias purpureascens*, with dark pinky purple blooms. And let's not forget Hydrangeas, as we have masses blooming at the entrance, including *H. quercifolia* 'Snowflake' and *H. arborescens* 'Incrediball.'

Q: What are your future plans for the garden?

I have been trying to make the shady side as interesting as the sunny side, so that continues to be a work in progress. Overall, it is fairly complex and high maintenance. I worry about what will happen when I can no longer keep it up; it's not the kind of garden that anyone can come in and whip into shape. I could leave it up to my successor to decide on changes she would like to make. After all, gardens are just as subject to style as clothing. Or it could become a shrub garden with ground covers.

You can visit this garden as it's always accessible through the gate that's the entrance. When it's safe to do so, Abby Jane has promised to lead a guided tour.

A BOUNTIFUL GARDEN DISPLAY DURING THE DOG DAYS OF AUGUST

During the early days of creating our Bridgehampton garden, the final days of July, and the fading blue hydrangeas and daylilies, would signal the end of our peak display for the year. In fact, as soon as the daylilies bloomed, my first thought was, "it's the beginning of the end of summer." That was so sad, and not the way I wanted the garden to be. Even though annuals provide summer-long color, we do so much enjoy the changing landscape that the many perennials, shrubs, and trees bring, enabling us to extend our garden's summer show. I voraciously read horticulture books and newspaper and magazine articles. We also became frequent visitors to local nurseries and eager participants on garden tours. The result is that we can now look forward to the bountiful blooms and color that August brings to our garden. Another bonus is that many of the later-blooming perennials and shrubs are native to North America and even to Long Island, and they attract lots of pollinators. Some are even deer-resistant.


First, we now have many plants that begin to bloom in July but extend their show into August. These include the blue/purple **Geranium 'Rozanne,'** which blooms for months and drapes over nearby shrubs; reblooming **roses** of various colors such as hybrid teas and Knockouts; blue/purple **Veronica** or Speedwell; **Coreopsis** varieties that come in yellow, cream, and white; purple **Echinacea** (we tried hybrids with other colors, but they did not reliably return); yellow **Rudbeckia** or Black-Eyed Susan, yellow **Hypericum** or St. John's Wort; purple **Agastache** or Giant Hyssop; red **Lobelia cardinalis** (a hummingbird magnet!); dark pink **Eupatorium** or Joe Pye Weed (our variety is called 'Little Red' but actually grows 6-7 feet tall); white **Clethra alnifolia**, blue/silver **Vitex agnes-castus** or Chaste Tree; white and pink **Phlox**; late-blooming **daylilies**, blue and white **Buddleia** covered in butterflies and bees; white **Hydrangeas arborescens, quercifolia**, and **paniculatas**; various colors and varieties of **Hybiscus syriacus** or Rose of Sharon; blue **Perovskia** or Russian Sage; dark pink **Campanula punctata 'Cherry Bells,'** red **Monarda didyma** or Beebalm, white **Astrantia major**; white and pink **Gaura lindheimeri**, dark pink **Calluna** or heather. **Herbs** such as Borage, Mint, Thyme, Sage, and Oregano are still blooming and attracting bees. For those who grow vegetables, the huge, deep-yellow flowers of **summer squashes** are spectacular. In mid-August, **Hydrangeas quercifolia** (or Oakleaf) and **PeeGee** begin to turn rosy pink, and the **Limelight** hybrid begins to turn chartreuse lime color (and later turning pink), all lovely transitions.

Second, what is more fabulous than plants that begin to bloom in August? These include **Dahlias**; **Oriental lilies**; pink **Anemone japonica**; blue **Echinops** or Globe Thistle; blue and silver **Eryngium** or Sea Holly; blue **Lobelia siphilitica**; orange **Ligularia**; **Lagerstroemia** or Crape Myrtle; **Franklinia alatamaha** tree that has large white flowers with deep yellow/orange centers; pink and white **Clerodendrum trichotomum-thunbergii**; pink **Physostegia** or Obedient Plant, blue **Ceratostigma plumbaginoides**, a spreading groundcover or front of border plant; and purple spikes of **Liriope**. It's also at this time that the panicles and inflorescences of **ornamental grasses** begin their display.


Text and photos: Pamela Harwood, Bridgehampton




Hibiscus syriacus



Eupatorium




Lobelia cardinalis



Buddleia



Anemone japonica



Perovskia

Late Summer in My Garden

For many years I've spent August in dismay at the state of my garden, after all the lovely spring and early summer blooms had become distant memories. Thanks to focus and educating myself on the many beautiful late summer plants available, I now look forward to August as a favorite. Having moved to Norwich, VT, six years ago, I'm still learning what plants favor Zone 4b-5a.



← Echinacea Cheyenne Mix are a little fussy about returning here each year, but their beautiful colors and crisp foliage make them worth the effort to replenish.




Autumn Joy brings me joy, particularly in August when it turns to lovely burgundy tones and doesn't care if it's watered. →

←and Helenium is a new favorite for its splash of wild orange and yellow color.


Last, but not least, my perennial mums offer a last gasp of color in late October, just before we immerse ourselves in the stark greys of stick season. →

Jaci Allen, VT





OBSESSION: Japanese IRIS

Among the botanical things that make my heart really race, the anticipation and unfurling of the Japanese Iris ensata ranks right up there with my adored Arisaema and the moss garden at its lushest. Some of the excitement derives from the panoply of many great iris that precede them: the reticulatas and other dwarfs of spring, the popular Siberians, the fussier Dutch and of course, the big knock-out German bearded that do dazzle. But they don't titillate like the Japanese.




Evelyn White

Why do I love them? On their slender stems and fine leaves, they appear as if by magic and bring a kind of radiance to whatever the scene. While white is purity personified, the tenderness of the hues and markings is nearly inimitable from any other species. As delicate as they are, they can withstand a deluge, yet get another vote for their lightness of being — they never need to be staked. Yes, they need sun, but full-on sun sort of bedraggles them. They are very happy in a situation like this where the sun passes over them but doesn't beat on them too hard.



Thoroughbred

And most important of all — where do you get them? Of course, there is the American Iris Society which has all sorts of exchange programs and specializations; but that is all too complicated for me. Ever since discovering Mount Pleasant Iris Farms in 2013, I have never looked beyond this fantastic source in Washougal, Washington. With a gorgeous on-line catalogue www.mtpleasantiris.com; but without online ordering you develop an actual relationship with Chad Harris, the passionate proprietor.



Tuptim

He seemingly deals with every order because his handwritten scrawl does not change year from year as he encloses a copy of your handwritten order when he carefully labels and sends your iris to you. Do not be crestfallen when you look now and see that everything is Sold Out, but do put it in your calendar for February 2021 for a glorious ordering experience. Or — come to next year's HAH Plant Fair because Bettina and her gallant crew are being invited to divide my iris to their heart's content.

Dianne Benson, East Hampton

HAH 2020 SUNDAY MONTHLY LECTURES - 2 PM - BH Community House

*All lectures are free to members, \$10 for not-yet-members.
Memberships start at \$45. Please join us!*

There are no lectures in July or August

September 13 – Lori Chips

Troughs: Gardening in the Smallest Landscape

October 18 – Judith Tankard

Gardens of the Arts & Crafts Movement

November 8 – Margery Daughtery

Battling Diseases in the Garden

December 13 – David Culp

A Bountiful Year: Six Seasons of Beauty from Brandywine

HAH Lectures for 2021

January 10 - Katherine Tracey – *Succulent Love*

February 7 - Evan Abramson – *Designing Biodiversity: Local Strategies for Pollinator Habitat Creation & Connectivity*

March 14 - Lois Sheinfeld – *Outstanding Trees for the Home Garden*

April 11 - Tony Avent – *My Favorite 100...Perennials I Wouldn't Garden Without*

May 2 - Susan Cohen – *The Inspired Landscape*

June 13 - Dan Hinkley – *From Shadow to Sun: the Making of Windcliff*

September 12 - Andy Brand – *Spectacular Natives, Beauty & Biodiversity of the Northeast*

October 17 - Bill Cullina – *What do you Mean I'm Not a Perennial?! Native Shrubs & Small Trees for Perennial Companionship*

November 14 - Holger Winenga – *New Plants at LongHouse Reserve*

December 12 - Roxanne Zimmer – *igarden – New Tools for a Bountiful Garden*

Lycoris squamigera
'Magic Lily'



HAH Happenings
August 2020
100% Recycled



The Horticultural Alliance of
the Hamptons
Bridgehampton Community House
P.O. Box 202
Bridgehampton, NY 11932-0202
(631) 537-2223
www.hahgarden.org

