



HAH Happenings

September 2020



The Horticultural Alliance of the Hamptons

631.537.2223 hahgarden.org

P.O. Box 202, Bridgehampton, NY 11932-0202

at the Bridgehampton Community House

HAH Planned 2020 Programming Utilizing ZOOM

Due to the continued persistence of Covid-19, we have cancelled **in-house lectures** at the Bridgehampton Community House for the remainder of the year. The **ZOOM** platform has worked well for us for the **Cornell Sessions** and we hope our regularly scheduled lectures will be no different utilizing this technology – **you will receive the ZOOM link via email** which you can then click on and join the meeting. If you've never used Zoom before, we'll be offering an optional ZOOM orientation session for those who would find it useful. Look for an upcoming session in an email update.

We will be presenting the following lectures at 2 PM on Sundays via ZOOM technology:

- September 13, 2020 - Vincent Simeone, **The Autumn Garden** (see p. 3 for more info)
- October 18, 2020 - Judith Tankard, **Gardens of the Arts & Crafts Movement**
- November 8, 2020 - Margery Daugherty, **Battling Disease in the Garden**
- December 13, 2020 - David Culp, **A Bountiful Year: Six Seasons of Beauty from Brandywine Cottage**

There will be no need to RSVP for the above lectures – the ZOOM link will be sent to the entire membership.

Remaining Cornell Sessions at 10 AM on Wednesdays via Zoom technology:

- September 2, 2020 – **Pollinator Gardens**
- September 16 – **Shade Gardens**
- September 30 - **Gardening by the Sea**

New Workshop – Wednesday, September 23 at 3 PM via ZOOM technology:

Evolution of My Garden – From Old Garden to New. Presented by Elisabeth Zander, President of the North American Rock Garden Society

Adventures in sand beds, raised beds, troughs, crevice gardens, growing a range of plants from high alpine to Eastern woodland flora.

There will be no need to RSVP for this workshop – the ZOOM link will be sent to the entire membership.

It is important that we have your email address so that we can send you the ZOOM link for the above lectures. You can confirm that we have your email address by contacting Bettina Benson at HAHMember@optonline.net

Finally, if we have your email address, you should be receiving the monthly blast email advising 'coming attractions'. If you are not receiving these blasts, it means we don't have your email address. However, some of you advise that you do not receive the ZOOM link. All of our communications have HAH in the Subject Line. Be sure your contact list includes HAHmember@optonline.net so that our emails do not go into your junk/trash in-box.



PRESIDENT'S MESSAGE



Dear Friends,

We made it through the summer and are now all set to enjoy September, with its bountiful harvests, mellow days and lower levels of traffic. We know that fall is a wonderful time for planting as well as stepping back to delight in the season.

We continue to miss our lectures, garden tours, library visits and other pleasures of our association. We are hoping that it will soon be safe to gather in the Community House for lectures, but hope is not a strategy. We have now moved all of our remaining monthly lectures to a Zoom platform. One of our lifelines has been the Zoom series offered by Cornell Extension Services and it's clear to us that many of our members are learning how to use this technology effectively. It may not be perfect, but it's a better alternative than not having lectures, or trying to do in-person lectures with all the risks that may bring. We will offer special sessions to help members who haven't used Zoom to learn about this technology before we have a lecture.

Two HAH members conducted plant sales that have benefitted HAH – Lydia Wallis offered a wide selection of perennials, shrubs and small trees from her garden, and Michael Longacre did an online sale of potted succulents and cacti. We truly appreciate their generosity, and I know that many members were thrilled to buy the plants.

Enjoy this beautiful season, *Alicia*

HAH 2020

OFFICERS: (an officer serves for a 1 year term)

President	Alicia Whitaker
First Vice President	Erika Shank
Second Vice President	Rick Bogusch
Recording Secretary	Janet Ollinger
Corresponding Secretary	Joan DiMonda
Treasurer	Bettina Benson

DIRECTORS: (a director serves for a 3 year term)

Jeffrey Glick	'20
Marie DiMonte	'20
Elaine Peterson	'21
Erik Brockmeyer	'21
Sarah Alford	'22
Pamela Harwood	'22

The Library Chairperson (who serves on the Board with a vote) is currently: Susan Kennedy Zeller
On occasion the board may appoint someone to fill an unexpired term if necessary.

NEWSLETTER/WEBSITE EDITOR

Elaine Peterson

hahmember@optonline.net

Submissions must be received by the 10th of the month prior to publication. Please include NL in the subject line.

MAILING


John Benson

PHOTOS

Sarah Alford, Erik Brockmeyer, Janet Ollinger, Elaine Peterson, Alicia Whitaker

The HAH Library remains closed. We will let you know just as soon as it is safe to open again.

Thanks to Ernie Cavallo for this photo of an amazing Luna moth in his garden!



HAH 2020 Recipients of the Karish Fund Scholarships

The Horticultural Alliance of the Hamptons is pleased to announce four new recipients of the Paul Karish Scholarship: Olivia Cassone, Henry Garneau, Sankavi Sampath and Kendall Stedman. The annual scholarship is awarded to students of horticulture or related fields, on behalf of the Paul Karish Fund. Paul Karish bequeathed an education trust to promote awareness and excellence in the art and science of horticulture, a mission shared by the HAH. Since Paul Karish's passing in 1991, the HAH and its members have contributed to the fund in Paul's memory, to foster the tradition of horticulture on the East End. The annual merit-based scholarship is open to graduating high school seniors and students currently pursuing an undergraduate or graduate degree. Scholarships range from \$1,000 to \$2,500 per student. Paul Karish was a President of the Rhododendron Society and a founding member of the Horticultural Alliance of the Hamptons.



Zoom with Vincent Simeone, Sunday September 13th, 2 pm

Vincent will speak on **“Trees and Shrubs for the Autumn Garden.”**

The autumn season is a great time to garden. While autumn usually represents a time of harvest and putting the garden to rest, many landscapes are beaming with color. This lecture will offer practical information on how to garden using woody plants that possess interesting fall foliage, fruit and bark interest. Plants ideal for the home landscape will be highlighted.

Vincent has worked in the horticultural field for over 32 years and has specialized expertise in woody plant id, culture, use and selection of superior varieties and is an experienced lecturer, instructor and horticultural consultant. For the past 26 years he has worked in public horticulture at **Planting Fields Arboretum** State Historic Park in New York where he is the Director. He received an AAS degree in ornamental horticulture from SUNY Farmingdale, Farmingdale, New York and a BS in ornamental horticulture from the University of Georgia, Athens, GA where he studied under well-known professors Dr. Michael Dirr and Dr. Allan Armitage. Vincent also obtained a Masters Degree in Public Administration from C.W. Post- Long Island University in 2003.

Since 2005 he has published five books: Grow More With Less: Sustainable Garden Methods, Great Flowering Landscape Shrubs, Great Flowering Landscape Trees, Great Landscape Evergreens and The Wonders of the Winter Landscape. In 2010 Vincent contributed to a first ever textbook on public garden management. Also in 2010, Vincent was named Man of the Year by the Long Island Nursery and Landscape Association. In 2014 Vincent was awarded the centurion award by Farmingdale State College as the top 100 alumni over the past century and in 2015, he was awarded the distinguished arborists award from the NYS Arborists-ISA chapter. His 6th published book is a *Gardeners Guide to New York and New Jersey*.

HAH 2020 Recipients of the Karish Fund Scholarships

Olivia Cassone, a graduate of Bridgehampton High School, participated in robotics and horticultural programs. Several years ago, as an eighth grader at Hayground School, she interned at Bridge Gardens and recalled learning about herbs and their medicinal uses. As a senior at BHS, she was active in the Future Farmers of America club and enjoyed “decompressing” in the greenhouse. Olivia plans to focus on landscape architecture.



Henry Garneau graduated from East Hampton High School with over 200 hours of community service in such places as the Third House Nature Center and the David's Lane Nature Trails. An avid outdoorsman, he has spent many Sundays conducting studies of the flora and fauna of Big Reed Pond in Montauk. Henry will attend California Polytechnic State University in San Luis Obispo in the fall, majoring in Agriculture and Environmental Plant Science.

Sankavi Sampath was an honors student at Southampton High School and is headed to SUNY College of Environmental Science and Forestry with the goal of becoming an environmental engineer. “I seek to create systems and devices that will preserve the natural environment,” she explained. “I will use plants as models for or direct solutions to problems. The sunflower, for instance, was good at absorbing radioactive material, and helped heal the land after the nuclear disasters at Chernobyl and Fukushima.”



Kendall Stedman graduated from East Hampton High School. She is interested in the effects of acid rain on plant genetics, sparked by research of an experiment which resulted in the creation of a new species of lily. Cross breeding an Easter lily and a Trumpet lily led to a new breed which could survive in acid conditions. “That opportunity to discover, to solve, to better understand pushes me to study science.” Kendall plans to attend The State University of New York at Albany where she expects to study environmental biology and neuroscience.

Another Thing to Worry About: Red Lily Beetles

Alicia Whitaker



Oriental Lilies – Casablanca, Stargazer, and others – are among my favorite summer flowers. The heavy scent is thrilling to me! I splurged on several dozen bulbs last fall and got them in the ground just before it became too cold, planting them in groups of three to five in the mixed borders close to my pool. The first wave of flowers were wonderful, abundant fragrant flowers on tall stems, but I noticed that something had been chewing on the leaves. I didn't think it was a big deal.

Fast forward to two weeks later, when the second wave of lilies were coming into flower during one of our July heat waves. The leaves had essentially been riddled with holes, and flowers and buds were disfigured. (See the photo below.). When I looked closely, I saw that the plants were covered with bright red beetles with a long body – Red Lily Beetles, a pest that arrived in North America from Europe and Asia through the importation of plant bulbs in the 1940s. They attack Asiatic and Oriental Lilies as well as plants in the genus Fritillaria, and there are no natural predators in North America. I'm writing about them because several gardening colleagues have not yet seen them in their respective gardens. I hadn't either, until this year, and they are clearly now here on Long Island.

I reached out to the experts at Cornell Cooperative Extension regarding how to get rid of them, and Sandra Vultaggio, Horticulture Consultant, got back to me with the following remedies:

I would recommend going out every day and hand-picking these beetles. Also, with gloves on, rub down each leaf. On the undersides you'll find the fecal masses that have nymphs hiding within. You'll want to squash them or dunk them and the adult beetles in soapy water. It's a tedious process, but doing this as often as you can will severely reduce their population. The adult beetles can be sneaky and will drop to the ground quickly to avoid you. But their bold color makes them easy to spot. Your other option is to thoroughly coat the undersides and uppersides of the leaves with insecticidal soap. Though I find the first method to be most effective. After the lilies have finished blooming, allow them to stand a little while longer and then cut them down to the ground. You don't want any remnants of the plant left for them to feast on, as they'll overwinter in the ground right near the lilies and emerge with the lilies in the spring.

I'm following her advice and am using a Neem oil spray as well as catching the beetles and immediately flipping them into a bowl of soapy water. I am also going to try another non-toxic product recommended by Michael Longacre called Spinosad. There are chemical insecticides that are effective against these beetles, but they are toxic for bees and other pollinators, so I am not using them. I am also soaking the ground around the stem, as part of their life cycle involves overwintering in the soil. I'll leave the stems and leaves intact as long as is practical before chopping them down and throwing them away in a bag, not adding them to the compost pile. We'll see if the bulbs are able to regenerate and grow next year. I'll be monitoring them as soon as they emerge from the soil and starting the Neem oil treatment. Early treatment is apparently a key to controlling the population, as they reproduce quickly.



It's always something! I'm crossing fingers that by next year I can have this under better control, as I'm not willing to give up planting lilies.

Mary Nimmo Moran Garden

Another special garden open to the public is the Mary Nimmo Moran garden, located on the grounds of the Moran Studio, located at 229 Main Street in East Hampton. The Garden Club of East Hampton recreated Moran's garden by modeling it after paintings and photos of the Moran home and studio, illustrating the Grandmother's Garden style that we can see in many American impressionist paintings. The Museum is open and you can see the paintings inside the Moran Studio by contacting the Historical Society at 631 324 6850 for an appointment. You don't need to make an appointment to see the garden.

Here's a statement from the GCEH about the garden: *Designed by Susan Cohen, Fellow of the American Society of Landscape Architects, in partnership with the Garden Club of East Hampton, the long border at the Moran house is a tribute to its original designer, artist and en plein air etcher, Mary Nimmo Moran. Mrs. Moran was a passionate gardener and an artist of extraordinary merit, who created a lush, colorful and fragrant "old fashioned garden" at her home in East Hampton. Her 1894 oil painting of the garden, now on display at the Moran Studio, guided our work. It depicts hollyhocks, iris and phlox, all present in today's garden. In some cases, we chose plants that would have been available to Mrs. Moran, such as the dahlia 'Stolz von Berlin,' introduced to the United States from Germany in 1884. In other cases, we chose modern cultivars of old fashioned plants, such as hollyhock 'Sunshine,' which blooms annually rather than every other year, and rose of Sharon 'Aphrodite,' The border will be at its peak in July and August, reflecting the fact that the Morans were typically in residence in East Hampton during the summer months. (NB: edited for updates.)*

We had a conversation with the curator of the garden, Mary Busch, who plans and maintains the garden with a team of other GCEH members:

Q: Tell us about how you've updated the garden since its initial planting:

In many cases, we found we had too much of a good thing – we had overplanted, so we needed to edit to make it less crowded. We've also switched out some varieties to use more disease resistant plants. Some of our changes were successful, while others need to be reconsidered. I introduced hollyhocks in a greater variety of colors in addition to the original yellow planting, but found that the new cultivars had big problems with rust. We will go back to the yellow hollyhocks that do better in our climate.

Q: What are some of the challenges in planting and maintaining the garden?

Although we're located right on Main Street, there is a growing problem with deer. The fence we installed a few years ago proved to be no challenge for the deer, so we this year installed one with heavier wire and will be able to plant anything. We had originally planted rose bushes in the front of the house – but they were too attractive to the deer and have been replaced with the dwarf spirea 'Little Princess', which is doing well. Boxwood blight has caused us to reduce the number of boxwood we use, and we've relocated three survivors to a better position.



Q: Looking ahead, what are some of your plans for this garden?

A garden that is based on a historic design or a painting can't be frozen in time. We are looking forward to finding new plants that resonate with spirit of the place but that perform better. We'll relocate some of the bearded iris to their own bed, and use a marvelous new yellow day lily – Totally Bananas - in their place in the border. We're planning to use more dahlia varieties and are looking for different varieties of coreopsis that won't be as tall as the ones we use today. We'll continue to use angelonias and snapdragons that look great all summer.

Tulip Tree

Liriodendron tulipifera

In Latin, Liriodendron means “lily tree,” but we usually name this member of the magnolia family by referring to its specific epithet and call it tulip tree. Its cup-shaped, two-inch long flowers resemble tulips. They have greenish petals with an orange base and appear in late spring. Though striking in appearance, most people don’t notice them as they appear after the tree has fully leafed-out and are hidden by foliage.

Flowers develop into a cone-like cluster of dry, scaly, winged seeds, also two inches long, which persist well into winter and are an attractive feature in their own right.

Tulip tree’s leaves are quite distinctive. They are large and broad, four-lobed and bright green. They turn a beautiful golden yellow in autumn.

One of the largest trees native to the eastern United States, tulip tree is a stately tree, growing eighty feet tall or more. In youth, it is strongly pyramidal in shape, but becomes more rounded with age. Trunks are columnar and in forest situations are often without branches for much of their length. Tulip trees are hardy in Zones 4-9 and can be found from southern New England to the Midwest and south to Florida and Mississippi. The further south and the warmer the climate, the larger the tree grows. Preferring deep, moist, well-drained loam, tulip trees do best in full sun, but because it is commonly found in forests, will also grow well in part shade.

Native Americans made dugout canoes from the trunks of tulip trees, because its wood is easy to carve. After colonization, tulip trees became one of the most valuable species harvested for lumber. Known as yellow poplar in the timber industry, tulip tree lumber is used extensively in construction, for crates and as secondary wood in the making of fine furniture. It is also used to make excelsior and as pulp for paper. Overharvesting has vastly diminished the natural population, especially in the southern part of tulip tree’s range.

Tulip trees are popular, deer-resistant landscape trees, best transplanted in spring, balled and burlapped because of their fleshy, brittle roots. Admired in Europe, especially the fastigiate and variegated varieties, they are useful as shade trees or as specimen trees in large spaces. With their spire-like crowns, they also look dramatically majestic planted in groves. Though easily grown, they require adequate moisture to prevent leaves from turning yellow and dropping prematurely. Branches can be weak and are often damaged in ice storms and by high winds. Aphids and scales can also be a problem and the insects’ production of honeydew can cover leaves with an unsightly sooty mold.

Tulip trees provide food and breeding sites for dozens of species of moths and are an important food source for honey bees, because their flowers produce an exceptional amount of nectar. Though they may have limited usefulness on the east end of Long Island because of their needs and problems, tulip trees are a beautiful native tree to plant and enjoy if you have the right spot.

Rick Bogusch

Dragonflies and Damselflies

One of the pleasures of summer is seeing the beautiful insects called Dragonflies and Damselflies swooping over fresh water ponds, water features and our swimming pools with iridescent wings and oversized eyes. These jewel-like, otherworldly creatures are members of the insect order Odonata, with over 6000 species worldwide and about 450 species in North America. They prey on mosquitoes, among other insects, so we should welcome them into our gardens! They are rapid flyers, sometimes reaching speeds of 25 miles per hour, and have the ability to hover much like a hummingbird.

There are a few ways to distinguish between dragonflies from damselflies: (source is treehugger.com)

Eyes: Dragonflies have much larger eyes than damselflies, with the eyes taking up most of the head as they wrap around from the side to the front of the face. The eyes of a damselfly are large, but there is always a gap of space between them.

Body Shape: Dragonflies have bulkier bodies than damselflies, with a shorter, thicker appearance. Damselflies have a body made like the narrowest of twigs, whereas dragonflies have a bit of heft.

Resting Position of Wings: Dragonflies hold their wings out perpendicular to their bodies when resting, like an airplane. Damselflies fold their wings up and hold them together across the top of their backs.

Learn more about these special creatures at <https://www.insectidentification.org/dragonflies-and-damselflies.asp>

Alicia Whitaker



Modern-Day Victory Garden

Sarah Alford

By design and out of curiosity, this year's garden incorporated vegetables in patio planters and on trellises, where flowers typically grow. While not the most vibrant, it was a year to experiment and grow more nourishing food at home. A rose trellis shared space with spring peas, which also happily climbed a tree branch teepee on the patio. I planted sweet pea seeds in other pots, that were a fragrant favorite in my garden in Boston. Per usual, I couldn't coax many sweet peas to bloom before the East End heat overtook them. During a zoom lecture, Matt Mattus mentioned he pinches back his sweet pea seedlings, which I forget to do and noted to do next year. I struggle to find the right place that offers spring sun without the bracing heat that causes them to whimper. Salads of crispy snow pea pods were a tasty consolation prize.

I filled patio pots with potatoes from a late spring share from Quail Hill. A few sprouted so enthusiastically on my kitchen counter that it seemed worth experimenting. So far, I've harvested several handfuls of potatoes. The rabbits discovered they enjoy the greens (grrr) but it hasn't disrupted the potatoes.



Rounding out the unusual edibles are Mexican sour gherkins: miniature cucumbers about the size of a robin's egg. Contrary to their name, they don't taste especially sour. They make for refreshing additions to a chilled glass of water or to light meals on a hot summer night. They are intrepid climbers, comingling with a cup and saucer vine in the center of my cutting garden. The colors are muted and cardinal lobelia, a favorite of the hummingbirds, has elbowed its way into the mix. Serendipitously, the four-sided trellis allows room for all to coexist as well as easy picking.



HAH Lectures for 2021

January 10 - Katherine Tracey – *Succulent Love*

February 7 - Evan Abramson – *Designing Biodiversity: Local Strategies for Pollinator Habitat Creation & Connectivity*

March 14 - Lois Sheinfeld – *Outstanding Trees for the Home Garden*

April 11 - Tony Avent – *My Favorite 100...Perennials I Wouldn't Garden Without*

May 2 - Susan Cohen – *The Inspired Landscape*

June 13 - Dan Hinkley – *From Shadow to Sun: the Making of Windcliff*

September 12 - Andy Brand – *Spectacular Natives, Beauty & Biodiversity of the Northeast*

October 17 - Bill Cullina – *What do you Mean I'm Not a Perennial?! Native Shrubs & Small Trees for Perennial Companionship*

November 14 - Holger Winenga – *New Plants at LongHouse Reserve*

December 12 - Roxanne Zimmer – *igarden – New Tools for a Bountiful Garden*



HAH Happenings
September 2020
100% Recycled 

The Horticultural Alliance of
the Hamptons
Bridgehampton Community House
P. O. Box 202
Bridgehampton, NY 11932-0202
(631) 537-2223
www.hahgarden.org

