



HAH Happenings

March 2021



The Horticultural Alliance of the Hamptons

631.537.2223 hahgarden.org

P.O. Box 202, Bridgehampton, NY 11932-0202

at the Bridgehampton Community House



**On Sunday, March 14, 2021 at 2:00 pm
please join us for a lecture via ZOOM**

by Page Dickey

Uprooted: A Gardener Reflects on Beginning Again

Page Dickey describes and shows leaving her beloved garden of 34 years, finding a new home in northwest Connecticut at the foot of the Berkshires, and falling in love with its land. A garden emerges with echoes of Duck Hill, but deeply entwined with the surrounding fields and woods, which are, for her, a new passion. We will learn how her approach to gardening has changed with this new adventure.

In addition to making her own fine gardens, Page is a garden writer, lecturer, and designer. She has written on gardening and garden design over the years for *House & Garden*, *House Beautiful*, *Horticulture*, *Elle Décor*, *Architectural Digest*, and *The New York Times*. She is the author of eight books, including Gardens in the Spirit of Place; and the award-winning Breaking Ground: Portraits of Ten Garden Designers. Her first book, Duck Hill Journal, and its sequel, Embroidered Ground, are about Duck Hill in North Salem, New York, where she lived and gardened for thirty-four years. Her latest book, Uprooted: A Gardener Reflects on Beginning Again, is about her move north and subsequent new adventure. She is also the editor of Outstanding American Gardens, published in 2015. Page is on the Board of the Garden Conservancy and cofounded the Open Days Program in 1995. She is also on the boards of Stonecrop Gardens, in Cold Spring, NY, and Hollister House Garden in Washington, CT, as well as the Little Guild in Cornwall, CT. She was recently elected an Honorary Member of The Garden Club of America.

Page now lives and gardens with her husband, Bosco Schell, in the company of at least one beloved dog at Church House in Falls Village, CT. Her website is: pagedickey.com

HAH March 2021 Programs Utilizing ZOOM

Due to the continued persistence of Covid-19, we have cancelled in-house lectures and group events at HAH for the time being. However, these events will be sent to you by ZOOM technology as listed here.. HAH members will receive the ZOOM link via email which you can then click on and join the meeting.

Saturday, March 6, 10 am - HAH Roundtable (see p.3)

Thursday, March 11, 10am – Untermeyer Garden Tour with Timothy Tilghman (see p. 7)

Saturday, March 13, 10am – Montauk Hike with Vicki Bustamante (see p. 6)

Sunday, March 14, 2 pm - Page Dickey talk (see above)

Wednesday, March 17, 10am – Cornell Workshop Woody Ornamentals (see p. 7)

Saturday, March 20, 11 am - HAH Winter Book Group (see p.6)

Sunday, March 21, 2pm – Christopher LaGuardia book discussion (see p. 7)

Saturday, March 27, 2pm - Naturalistic Gardens, with Tony Piazza and Abby Clough Lawless (see p.7)

Sunday, March 28, 2pm - Edwina von Gal introduces 2/3 4 the Birds (see p. 7)

There will be no need to RSVP for the above events – the ZOOM link will be sent to the entire membership.



PRESIDENT'S MESSAGE



Dear Friends,

Here's a poem I recently saw and it made me think about HAH's priorities:

Glance at the sun. See the moon and the stars.
Gaze at the beauty of Earth's greenings.
Now, think.
All nature is at the disposal of humankind.
We are to work with it.
For without it we cannot survive.

Hildegard of Bingen, 1098 – 1179

We will soon be launching our Tree Initiative – a multi-year effort to restore and increase the tree canopy on the East End – look for more information next month. This effort, along with planning and planting pollinator pathways, and using more native plants, will lead to a significant restoration of the health of our environment. Later this month, we'll be learning about an important initiative led by Edwina von Gal, designed to support birds by increasing the supply of native plants in our gardens.

We had a "real winter" this year that is hopefully coming to an end this month. We are delighting in the early flowering daffodils and crocus in our gardens and hearing bird song that's been missing for months, as migrants return. Listen for the songs and calls of Red Winged Blackbirds, already with us since the end of February. Look for Osprey the week of March 22nd.

Enjoy the unfolding of spring,

Alicia

HAH 2021

OFFICERS: (an officer serves for a 1 year term)

President	Alicia Whitaker
First Vice President	Erika Shank
Second Vice President	Rick Bogusch
Recording Secretary	Janet Donohoe Ollinger
Corresponding Secretary	Joan DiMonda
Treasurer	Bettina Benson

DIRECTORS: (a director serves for a 3 year term)

Erik Brockmeyer	'21
Elaine Peterson	'21
Sarah Alford	'22
Pamela Harwood	'22
Marie DiMonte	'23
Michael Longacre	'23

The Library Chairperson (who serves on the Board with a vote) is currently: Susan Kennedy Zeller

On occasion the board may appoint someone to fill an unexpired term if necessary.

NEWSLETTER/WEBSITE EDITOR

Elaine Peterson

hahmember@optonline.net

Submissions must be received by the 10th of the month prior to publication. Please include NL in the subject line.

MAILING

John Benson

PHOTOS this month

Sarah Alford, Ernie Cavallo, Elaine Peterson, Erika Shank

FOG – Friends of the Garden

I would like to thank Bettina & John Benson and also Marie Dimonte for getting and spreading the mulch for the garden last year and weeding when they were able.

I would also like to thank Ruth Richards and Joan DiMonda for coming, last year, on each scheduled date to weed & prune & finally in the Autumn to put the garden to bed for the winter while wearing masks and socially distancing according to Covid-19 protocols.

The gardening dates for 2021 are:

April 6, May 4, June 1, June 29, July 27, August 24, September 21, October 19, and November 16

If you'd like to garden and see some other people while gardening – we would be delighted to have you join us - anyone wanting to join is welcome – but until Covid-19 is behind us - please remember to wear a mask and social distance.

Hope to see you in April or some time this summer.

Cornelia Bostwick

THE (VIRTUAL) HAH ROUNDTABLE PROGRAM RESUMES

Join Us on Zoom

Saturday, March 6, 2021 at 10am to 11:30am

Moderated by Pamela Harwood

Landscape Lighting

As we continued to spend more time at home this past holiday season, I recall how especially uplifting it was to view the tasteful and beautiful lights that my neighbors displayed and that we could enjoy gazing out from our windows. Lights wrapped around shrubs and trees brought the winter landscape to life at night, adding that many more hours we were able to appreciate it. This prompted me to think about the role that light plays in our garden. So when Erik Brockmeyer approached me to ask if landscape lighting would be a good Roundtable topic, I was intrigued, no less because it's one that has never been covered during my years of moderating these events.

Part of this discussion of course is about how we can enjoy and highlight our gardens and landscapes in the evening while adhering to the very important Dark Skies code guidelines and being respectful of our neighbors. So the kinds of lighting that can be used and installed in order to meet these goals are very important.

One of our speakers will be Tyler Horn, principal of Luminism Design based in Sag Harbor. Tyler specializes in landscape lighting design and installation. Whether we're trying to illuminate paths or highlight particular plantings, there are many new options to consider, whether you're starting fresh or adding to an established landscape. Tyler will walk us through his approach and share a few case studies from local projects.

More on Pruning

Earlier this winter Rick Bogusch and I collaborated on a series of short videos at Bridge Gardens to demonstrate pruning techniques. When I say collaborated, I mean that I held the camera while Rick described and showed the correct procedures for pruning a variety of shrubs, vines, and trees. With the help of Kathleen Kennedy at Peconic Land Trust, these were combined into one, approximately 10-minute video, which I'll be showing at this Roundtable. Just think of what you'll be able to do in your own garden after watching the video and when all this snow melts!

Attracting Birds to your Garden

Our February 6th Roundtable featured no less than five expert speakers who generously shared their knowledge of the variety of birds that both pass through and are year-round on Eastern Long Island and the plants and conditions that will attract them to and allow them to thrive in your garden. Brian Smith, VP of the Long Island Native Plant Initiative, whose presentation was not captured in the recording we distributed, offered a good deal of advice that can be applied to any sized property.

- Plants, shrubs, and trees (preferably native) provide berries and seeds, host the insects that are needed for protein, and offer shelter from weather and predators.
- Birds require water, so having baths and ponds for drinking and bathing is a bonus.
- If you have a small property, try planting along the perimeter.
- Aim for a more peaceful garden: noise from equipment like leaf blowers drowns out the bird songs that are used for communication.
- Try not to use bird feeders, as they attract unwelcome rodents.
- Outdoor cats hunt birds and reduce their population.
- Owls and hawks do a good job of reducing the rodent population, so don't put out poison baits to kill rodents, as they will also kill the predator birds.
- 60% of a hummingbird's diet is insects, so reduce your use of pesticides.
- The #1 beneficial canopy trees are our native oaks. Also important are beech, linden, sweetgum, red maple, hickory (a good substitute for chestnut). Recommended understory trees are American hornbeam, black cherry, dogwood, sassafras, eastern redbud, and sumac. Desirable evergreen trees include American holly (male and female are needed for fruiting), eastern red cedar, pitch pine and sweetbay magnolia. Shrubs to plant include bayberry, pussy willow (has nutritious pollen), serviceberry, viburnum, witch hazel, cranberry, blueberry, chokeberry, elderberry, sweet pepperbush (Clethra), winterberry holly.
- In late fall, leave as much plant material as possible to overwinter, as this provides food and shelter for overwintering insects and birds.
- 90% of bird migration time is spent stationary, so many will spend time in your garden given the right conditions.

HAH remembers Jack Lenor Larsen

My first meeting with Jack in the early nineties was at the request of the Landscape Architect Peter Hornbeck and Garden Historian Ellen Samuels to discuss ideas for a newly formed Garden Committee to advise and help with the direction of the gardens at LongHouse. Reminiscing the role of Garden Committee over the years I realize we existed to steer Jack's ideas into reality. As the gardens developed Jack was always receptive to other people's ideas and acknowledged the input of others. The brilliant outgrowth of early meetings immortalized our slogan "simplify, simplify, simplify". As the stature of the gardens and art grew, Jack had an amazingly seductive ability to attract the attention of and give awards of recognition to many people in the fields of design, horticulture, architecture and the arts.

When Jack's ideas were emerging, garden enthusiasm in the Hamptons was in its infancy. In the early 90's HAH had only existed for several years, Bridge Gardens and Madoo were not yet public gardens, and the world of horticulture and landscape garden enthusiasm out east was just beginning. Jack had the brilliant ability to attract talent and surround himself with innovative big garden ideas. It would be impossible to name everyone who has contributed to creating Jack's legacy, I'm afraid I might forget someone, but LongHouse began recognizing the talents of local nurserymen and then moved on to acknowledge the important work of people nationally and internationally. When suggestions for potential awardees were discussed Jack always strived to recognize great minds and visions and was never shy about asking them to come to LongHouse. He had an eye for recognizing likeminded genius. You have only to look in the gardens for all the Memorials that Jack established as a way of thanking people for their contributions.

Some funny remembrances include:

Asking Jack for some leads on my first trip to Paris, he simply said, "be sure to wear rubbers, it always rains" and gave me his little address book which contained many great sources. He was fantastic to travel with internationally, opening doors to so many people and places, a historical reservoir wherever we were in Asia or Europe.

An image embedded in my mind was Jack leaving a local nursery barely visible in his Bentley convertible surrounded by as many plants as he could stuff into the car.

I think his favorite activity after garden meetings was to invite folks to toot around the gardens in his golf cart and discover growth and living things emerging each season.

Jack approached and lived life with a childlike exuberance and the wisdom of an ancient soul.



Elizabeth Lear, past HAH President and Chair LHR Garden Committee


I first met Jack Lenor Larsen here at our nursery almost 30 years ago. In typical Jack fashion, he had heard about a strange new nursery on the North Fork specializing in exotic, unusual plants, and he immediately wanted to come and explore. We became friends that very day, our mutual respect and love of plants and gardening was foremost and evident. I remember him saying “you must see LongHouse..... do come” And I did.



Big, bold, colorful, wildly patterned, tropical plants were just hitting the scene and we were on the forefront of the movement. Jack asked if I would design and install a tropical style garden at LongHouse and I quickly agreed. From that first meeting our friendship grew, Jack defined what a mentor is, his guidance and support was comprehensive in everything he did, and he shared not only his knowledge but his undeniable passion for detail, experimentation and all things beautiful. Spanning those years, I would collaborate with Jack formulating garden themed workshops, discussing new ideas and plantings throughout the garden, joining the LHR Garden Committee and eventually becoming a LHR Board Member.

Jack's last visit here to our garden in early September was especially moving, he was having some difficulty getting around, but insisted on seeing what was NEW. I do miss him terribly, that welcoming smile and the utterance of “Hello Friend” and the gentle pat on the back.

Dennis Schrader, Landcraft Environments LTD



Jack Lenor Larsen 1917- 2020.

Thank you dear friend, you created beauty and made the world a better place.

Photo: Erika Shank

On Saturday, March 20, 2021 at 11am

Please join HAH in welcoming Stephen Heyman, to our Winter Book Group.

A Zoom invitation will be sent in advance of the event, check your email.

During the pandemic I turned to reading as a panacea for the reality of what was happening. The Biography of Louis Bromfield **The Planter of Modern Life** was a particularly favorite read, so much so that I reached out to the author, Stephen Heyman to speak at the HAH Winter Book Group. In describing this book, I like to say, Louis Bromfield's life was horticulture meets agriculture meets Vanity Fair. It is a wonderfully written story of another time and place but, it is oh so current..... Janet Ollinger

Stephen Heyman is the author of **The Planter of Modern Life** (Norton, April 2020), the first major biography of the Pulitzer Prize-winning writer, farmer and environmentalist Louis Bromfield. He was formerly a features editor at T: The New York Times Style Magazine. His column charting international culture ran in the NYT's global edition from 2013 to 2015. In addition to the Times, his articles have appeared in Esquire, Slate, Travel & Leisure, Vogue, W and The Wall Street Journal. In 2018, he was named a fellow at the Leon Levy Center for Biography and a National Endowment for the Humanities Public Scholar.

Excerpts:

Louis Bromfield was a World War I ambulance driver, a Paris expat, and a Pulitzer Prize-winning novelist as famous in the 1920s as Hemingway or Fitzgerald. But he cashed in his literary success to finance a wild agrarian dream in his native Ohio. The ideas he planted at his utopian experimental farm, Malabar, would inspire America's first generation of organic farmers and popularize the tenets of environmentalism years before Rachel Carson's Silent Spring.

This sweeping biography unearths a lost icon of American culture, a fascinating, hilarious and unclassifiable character who—between writing and plowing—also dabbled in global politics and high society. Through it all, he fought for an agriculture that would enrich the soil and protect the planet. While Bromfield's name has faded into obscurity, his mission seems more critical today than ever before.

HAH APRIL Dates to SAVE - coming on ZOOM

Saturday, April 3	10am	Roundtable
Wednesday, April 7	4pm	Filoli Garden Tour, Woodside, CA
Sunday, April 11	2pm	Tony Avent Lecture
Tuesday, April 13	10am	Isabella Stewart Gardner Garden Tour, Boston, MA
Saturday, April 17	10am	Exploring Herbs Workshop with Joan DiMonda
Wednesday, April 28	10am	European Garden Tour with Carolyn Mullet



The Karish Education Fund of the Horticultural Alliance of the Hamptons

We are now accepting scholarship grant applications from qualified current and future students of horticulture and related fields (such as botany, landscape architecture, garden design, and environmental science). Graduating high school seniors, professional certification participants and college level students are eligible to apply.

Additional information may be obtained on the HAH website: www.hahgarden.org under the Education tab. From the HAH site, click the provided link to be re-directed to our administrator's site, where further instructions and application forms can be found after entering the access code: LKARI

The application deadline is Earth Day - April 22, 2021.

**Reminder: A Late Winter Walk with Vicki Bustamante
in Montauk County Park Saturday, March 13, 2021, 10 am**

This walk will be limited to 12 persons, pre-registration required.

Please Call Marie DiMonte at 631.728.0292 or Email osprey23@optonline.net to see if there is still room! See the February newsletter for more info.

MORE HAH VIRTUAL EVENTS in MARCH

Thursday, March 11 at 10am Untermyer Gardens: Past, Present and Future

Please join us for a lecture via Zoom by Timothy Tilghman, Head Gardner at Untermyer Gardens

Zoom Link will be e-mailed prior to lecture. No need to pre-register.

Timothy Tilghman, horticulturalist and head gardener at Untermyer Gardens, will introduce us to this garden which is also a public park in Yonkers, New York. In 1899 Samuel Untermyer purchased the Greystone estate, transforming the garden and greenhouses into some of the most celebrated gardens in America.

Designed in the Beaux Arts style around 1916 the gardens sprawled over 150 acres overlooking the Hudson River. Come learn about the restoration of 43 acres of this treasure and how it is being cared for today by the Untermyer Gardens Conservancy which is a non-profit organization founded in 2011. The Conservancy collaborates with the City of Yonkers to facilitate the restoration of the Gardens. In partnership with the Yonkers Parks Department and input from Marco Polo Stufano, Founding Director of Wave Hill, Head Gardener Timothy Tilghman has led an ambitious restoration which is dazzling the garden-loving public with its brilliant design.

Wednesday, March 17 at 10am Getting to Know Woody Ornamentals

Cornell Cooperative Extension (CCE) is providing a unique program to our members.

What makes woody ornamentals so special? This presentation reviews how trees and shrubs can provide both beauty and functionality in the landscape. Time for questions will follow. Moderated by Mina Vescera, Nursery/Landscape Specialist.

This special presentation will be made utilizing ZOOM technology which will be provided by CCE. This means that you can link up and see the presentation on your own computer, laptop or smart phone in the privacy of your own home. This is interactive – you will be able to ask questions following the talk. This service is free for HAH Members and for this final Cornell presentation, you will not have to advise that you'd like to participate. The ZOOM link provided by CCE will be sent to the entire membership during the week of March 15th.

Sunday, March 21st at 2pm

Meet Christopher LaGuardia on Zoom - He will discuss his new book, along with slides:

Contemporary Gardens of the Hamptons: LaGuardia Design Group 1990-2020


Contemporary Gardens of the Hamptons is organized by project, featuring 21 of LDG's residential works in Sagaponack, Southampton, Montauk, Water Mill, and Bridgehampton. Notable examples include the rebuilding and restoration of the dunescape surrounding the Perl binder house—one of Norman Jaffe's best known residential works—which had been damaged by storms; the reconfiguration and transformation of a relatively flat fourteen-acre site into an open-air museum housing a world-class art collection; and an oceanfront property comprised of three separate austere structures artfully positioned so as to blend in with the sandy, swelling site, allowing each building to inhabit its own micro-environment. (Publisher Monacelli Press link for buying: <https://www.monacellipress.com/book/contemporary-gardens-of-the-hamptons/> Discount code: LDG20 for 20% off.)

Christopher LaGuardia is the managing principal and founder of the LaGuardia Design Group, located in Water Mill NY. Watch your email for the Zoom link in the week prior to the event.

Sunday, March 28 at 2pm Edwina von Gal introduces a new initiative, 2/3 for the Birds

Gardens designed to provide more food sources for the birds by making sure that two out of every three plants we plant are natives. Garden designer Edwina von Gal heads up the non profit PRFT EARTH PRJCT www.perfectearthearthproject.com

Naturalistic Gardens: a Discussion with Tony Piazza & Abby Clough Lawless
Saturday, March 27 at 2pm



Join us for a discussion with Tony Piazza and Abby Clough Lawless to discuss naturalistic gardens. The virtual screening of *Five Seasons* about Piet Oudolf likely inspired thoughts of how to incorporate native plants into your gardens, for your own aesthetic enjoyment as well as to support wildlife through the seasons.

Bring your questions to this lively and informative zoom moderated by Sarah Alford.



Pussy Willows Are Pollinator Plants

Alicia Whitaker

This is the first in a series of monthly articles that will profile pollinator plants that we can grow in our gardens. Pollinators include native bees and bumble bees as well as other insects, and many emerge in the spring hungry for both nectar and pollen. We will be taking a look, month by month, at what might meet the needs of a range of different types of pollinators.

Our February speaker, Evan Abramson, told us a great deal about the value and role of native bees in supporting our ecosystems. From early spring through late fall, native bees are on the hunt for protein-rich pollen or high-energy nectar. But sadly, our wild, native bees are disappearing as more of their natural habitat is lost, die-off from diseases and pesticides continues, and the impacts of climate change take a toll. Native plants are essential for native bees because unlike many ornamental and nonnative plants, they reliably produce the nectar and pollen on which bees depend.

The following is a post from the Xerxes Society about **Salix Discolor**, or Pussy Willows:

Pussy willow is much loved by florists and decorators eager to bring some of the natural world indoors at the end of winter. The fuzzy tufts adorning the straight and sturdy branches are actually the unopened buds of the flowering plant. When left on the plant, these fuzzy buds burst forth into airy masses of bright yellow, pollen rich blooms. Pussy willow, a small tree or large shrub, is one of the earliest blooming plants in the landscape, making it a vital food source for hungry pollinators.

When not in bloom, pussy willow is fairly unassuming. Though it has glossy green leaves and can be pruned into a variety of shapes, it's frequently a somewhat gangly, multi-stemmed small tree growing to an average of 15' in height. Pussy willow may be overlooked as an ornamental in favor of showier trees, but its value to hungry pollinators emerging in the early spring, and its status as a larval host for a broad range of butterflies and moths make it practically a "must-have" for the pollinator garden. In early spring the bright yellow blooms become a hub of activity, buzzing with frequent visits from honey bees, mason bees, mining bees, and other early pollinators who are attracted to its pollen rich blooms. In the Northeast and Mid-Atlantic the tree reliably blooms before fruit trees and spring ephemerals filling a need for pollinators who may emerge on those first few warm days in late February or early March.

*As a larval host plant, it is broadly used by some 18 butterflies and moths including the exotic-looking cecropia moth (*Hyalophora cecropia*) and lo moth (*Automeris lo*), as well as the eastern tiger swallowtail (*Papilio glaucus*) and mourning cloak butterfly (*Nymphalis antiopa*) amongst many others.*

Pussy Willows are easy to grow if planted in the right place. Remember that they like constant moisture and full to part sun. If there's a boggy area in your landscape with room for roots to spread, plant it there. You may have expensive problems that can be avoided if the tree is planted near water lines, sewer lines or septic tank fields. Pussy willows have deep spreading roots that are invasive when planted in the wrong place. The deep spreading roots of the pussy willow make them a good choice for holding the soil on a hill and erosion control. They can take heavy pruning and of course you can cut branches for forcing in the house in the late winter. They start easily from cuttings, as many of us know from the roots that emerge from branches we have in water in the house.

Here's a link to the Native Plant Finder:
<https://www.nwf.org/NativePlantFinder/>

Consider Bare Root Trees or Shrubs for Spring Planting

By Sarah Alford

As we're curled up inside dreaming of warmer days in our gardens, it's a perfect occasion to consider bare root plants. They typically establish best when planted in the spring, making this an apt time to place an order for timely delivery. Bare root plants arrive looking inauspicious but have so much potential: the plants are shipped while dormant to avoid interfering with their growing cycles.

Over the years, I've bought bare root stock ranging from red bud trees, spicebush, blueberries and asparagus. This year I'll add winterberry and red twig dogwood.


There are several benefits to plant bare roots including access to a broad range of species, lighter shipping for reduced environmental impact, and supporting growers directly. It's nice that growers can sell direct to customers from their farms, however remote they may be, so they can focus on a sustainable agricultural business. While some gardeners favor buying plants grown in our zone, that's just not always available.

I first planted bare root trees at my parents' house, where we planted 100 evergreens not much larger than a wooden school ruler. It'd have required much more effort to dig holes for larger saplings, yet in a weekend we planted them all. After looking like a Charlie Brown Christmas tree contest with several skinny trees in serious contention, they've filled out beautifully and blend with the natural landscape. It's amazing to consider how those lush evergreens were once small enough to carry through the woods in a plastic bucket while planting.

The first year's growth is often minimal while roots establish, but the plants catch up to provide abundant delayed gratification. Several *Cercis canadensis*, eastern redbud, arrived in a triangular FedEx box looking like unremarkable twigs. After three seasons, they've grown elegantly and tower over me. Clusters of pink buds are a welcomed sign of spring, and this graceful native tree supports biodiversity with early blooms. Asparagus, the first crop in my vegetable garden, were planted as gnarly bare crowns that have flourished over the years to produce many spring meals. The spicebush were selected because it's the host plant for spicebush swallowtail butterflies. Planted last year, I hope to find caterpillars munching on the foliage this summer.

I usually avoid shipping as much as possible and am not one of those I need toothpaste so I'll buy just a tube using Amazon Prime to be packaged and driven to my house in a gas guzzling truck kind of person. I digress, but it's worth considering the environmental impact of bare root plants with minimal packaging, compared to larger plastic pots.

Once you receive bare root plants, it's best to open the package promptly and follow the grower's instructions. Typically the straightforward guidance focuses on removing the plants from the box and protecting them from direct light or extreme temperature changes to help the plants acclimate. Plant as soon as possible; most growers recommend soaking for a couple of hours just before planting. And, ensure the plants receive consistent watering (tho make sure to water deeply once a week or every few days) to encourage deep roots. Watering too frequently can cause rot. Consider prepping the soil before plants arrive, to streamline planting.



Vaccinium angustifolium (native lowbush blueberry), *Cercis canadensis* (native eastern redbud) and *asparagus officinalis* (delicious)



Three That Got Away And How I Got Them Back

Ernie Cavallo

Early in my galanthomania, I discovered that all snowdrops do not grow well in all places. I could amend the soil with grit and leaf mold. I could move them around to give them more or less light. I could consult with friends who freely gave advice and occasionally came to my rescue with some spare replacement bulbs. But in the end, I had to set limits to preserve my equilibrium and my bank balance. So I adopted the philosophy of the American nurseryman, Tony Avent, who encourages his customers to try new plants that steal their hearts. He emblazons each catalogue with the declaration, "I consider any plant hardy until I kill it three times." Over the last ten years, I have collected hundreds of snowdrop cultivars with great success. However, I have lost a few with great sadness. These are the ones that hurt the most.

In 2012 John Grimshaw successfully exported twenty-two cultivars of distinction to me in New York. Lady Elphinstone, the only yellow double, was in the box. The next Spring, I eagerly awaited her sunny yellow face, but she did her Lady Elphinstone thing and her flowers were green. I knew that she needed to settle in her new garden before she showed her yellow color, and thought she could use some more sunlight. So I dug the dormant clump and discovered that the five original bulbs had shattered into fifty bulblets. Foolishly, I was thrilled. I thought I could replant the bullets and end up with fifty Lady Elphinstones in three years. I was dreading chipping, and now I did not have to chip. The next Spring came and went without a blade of the once great Lady Elphinstone. Undeterred I traded with a friend for a lovely double nosed Lady Elphinstone bulb. I gave her a place of honor at the edge of a bed which had ample light and crumbly humus. The next Spring she thanked me by rotting. Three years later, I told my story to a friend who declared that he had a few to spare. I thanked him and planted three lovely bulbs on a small mound of chicken grit in an aquatic net pot in a bed where I never lost anything. I am happy to report that Lady Elphinstone lives and multiplies, but she spites me every year by steadfastly remaining green.

And so it goes. As she did not deign to be yellow, I pledged my allegiance to another fair Lady, Carolyn Elwes. For years I have had the pleasure of knowing Carolyn Elwes and I hoped of serving in some small way to repay her kindness to me. When she asked me to be the speaker at the Colesbourne Study Day in 2017, I agreed even though I had no talk ready. As part of my fee, I asked for an Elwesii Carolyn Elwes bulb. I had first seen this freak/wonder at Colesbourne on my first visit in 2010, and I wanted it immediately. So when I finally obtained my coveted treasure in February 2017, I was grateful and worried and thrilled. Elwesii Carolyn Elwes had a reputation for being difficult to grow, and I feared for its life, as I carefully placed it in another place of honor in my garden as far away from Lady Elphinstone as physically possible. The next Spring two leaves appeared. I remained grateful. The following Spring, one leaf appeared. I was still worried. The next Spring, nothing. The thrill was gone. Last year I traded some American snowdrops for a single bulb of Elwesii Carolyn Elwes. I was overjoyed last year when it emerged with two healthy leaves in early February, just as I was about to leave for my annual trip to the U.K. Alas, my joy was premature. When I returned in late February, there was nothing in the spot where I had planted it. I also noticed that the label was missing. Had my Elwesii Carolyn Elwes been stolen as the original had been stolen all those years ago? Yes and no. As I learned in my study of criminal law, a rodent lacks the mens rea to commit a crime. Upon investigation I discovered that a pesky mole with very good taste had burrowed under my Elwesii Carolyn Elwes while I was in the U.K. and damaged all the roots by pulling it six inches into its lair. Another one bit the dust. However, hope remains. I have only killed two, so there may be a third Elwesii Carolyn Elwes in my garden someday. I am just not ready to try yet.



After my experiences with Lady Elphinstone and Elwesii Carolyn Elwes, one might think I would do better with a snowdrop named after someone who was not a Lady. Of course, I never knew E.A. Bowles, but I have this suspicion that had I lived a hundred years ago in Middlesex, I would have been one of his friends. At the same time I was yearning for Elwesii Carolyn Elwes, a person, who shall remain nameless, walked up to me one Summer while I was visiting the U.K. and handed me a small bulb and said, "I think you should have E. A. Bowles." At the time, I was unaware of the gorgeous poculiformis that bears his name, so I said, "Oh thank you. What's it look like?" Duh. I am certain that my benefactor had second thoughts about the gift. Nonetheless, he did not ask me to return it, and in time, I decided that E.A. Bowles is probably my favorite snowdrop. I planted it at the entrance to my garden where all would see it immediately upon arrival. Proudly I opened my garden in 2018, and the visitors oohed and aahed over its unique form and substance. I returned to my city life full of the joy that I had felt on my open day. The next Friday when I returned to the Hamptons, my joy became sorrow. There was a hole where E.A. Bowles once graced my garden. Had it rotted or succumbed to a virus I would have been sad. The theft infuriated me, because I had to face the fact that a gardening friend had betrayed me. However, a gardening friend from the West Coast heard my story and gave me two E. A. Bowles bulbs to restart my colony and restore my faith in the gardening community.

Although I would have preferred to grow all my snowdrops without a single loss, I know that is not possible. I am certain that all who love snowdrops have similar tales of woe. Live and learn, win or lose, give and take, are apt phrases for those of us who love snowdrops. As I have lived in the snowdrop world, I have learned that I sometimes win when I lose. There have been many Galanthophiles who give, when nature and a mole and a thief take.

Have You Seen E. A. ?



Planted 2016. Missing 2018.

Celtis occidentalis Common hackberry

This member of the elm family doesn't have many superlatives to recommend it as a shade tree for landscaping. Flowers are small and hardly noticeable in early spring. Fall color is so-so. In summer, leaves are green above and paler beneath, simple ovals up to five inches long.

Hackberries do have a pleasing silhouette in the landscape. Olive brown twigs zigzag at the ends of gray branches. Trunks have girth and gray bark marked by long, corky ridges and wart-like knobs. Young hackberries are roughly pyramidal, but become vaguely American elm-like with age, with broad crowns and arching, pendulous branches. They commonly grow fifty feet tall.

Hackberries will grow just about anywhere. Though best growth is on rich bottomlands, hackberries are noted for their ability to tolerate adverse conditions. Good for rain gardens, they grow in wet and dry soils, in heavy clay or rocky sand, tolerating both acid and alkaline conditions. Though they prefer full sun, hackberries also grow well in partial shade. Often planted as a street tree, they tolerate windy sites and air pollution.

One problem with hackberries is a disease that causes witch's brooms (clusters of twigs) all over a tree's branches. Though not fatal, many consider this condition unsightly. Fortunately, not all hackberries are susceptible and resistant varieties like 'Prairie Pride' are available.

Hackberry is a good tree for wildlife. Larvae of several native butterflies feed on its leaves and birds devour its red and purple berry-like fruits in early autumn. Its name refers to the fruit, a corruption of "hagberry," a Scottish name for *Prunus avium*.

Though not necessarily native to Long Island, hackberries are widely distributed throughout the east and midwest. They can be found along roads, fencerows and woodland edges from Quebec to Manitoba, south to Oklahoma and east to Georgia. As climates change, hackberry may be a tree to consider in future for local landscapes.

Rick Bogusch, Director, Bridge Gardens

HAH Sunday Lectures for 2021- 2pm

March 14 - Page Dickey - *Uprooted: A Gardener Reflects on Beginning Again*

April 11 - Tony Avent – *My Favorite 100...Perennials I Wouldn't Garden Without*

May 2 - Susan Cohen – *The Inspired Landscape*

June 13 - Dan Hinkley – *From Shadow to Sun: the Making of Windcliff*

No lectures in July/August

September 12 - Andy Brand – *Spectacular Natives, Beauty & Biodiversity of the Northeast*

October 17 - Bill Cullina – *What do you Mean I'm Not a Perennial?! Native Shrubs & Small Trees for Perennial Companionship*

November 14 - Holger Winenga – *New Plants at LongHouse Reserve*

December 12 - Roxanne Zimmer – *igarden – New Tools for a Bountiful Garden*

Garden Conservancy Programs in March

Thursdays, March 4, & 11, 8:00 pm to 9:00 pm. Culture Bridge Program. Part One (3/4): Black Landscapes Matter Part Two (3/11): Gardens as Community Connectors. \$15 for members, \$30 non-members. For more info and to register:

<https://www.gardenconservancy.org/education/education-events/virtual-cultural-bridge-part-one-hood>

Thursday, March 18, 2:00 pm. Vaux-le-Vicomte: France's Best-Kept Secret. \$5 for members, \$15 non-members. For more information and to register: <https://www.gardenconservancy.org/education/education-events/virtual-alexandre-devogue>

Other Programs in March

Thursday, March 11, 6:00 pm to 7:00 pm. Cultivating Nature's Diversity in Your Backyard. Free. For more info and to register: <https://peconiclandtrust.org/get-involved/events/cultivating-natures-diversity-in-your-backyard>

Tuesday, March 16, 1:00 pm. Britt Zuckerman: The Healing Power of Nature and Design. \$15 for NYBG members, \$18 non-members. For more info and to register: <https://www.nybg.org/event/2020-21-landscape-design-students-alumni-series/the-healing-power-of-nature-and-design-britt-zuckerman/>

Saturday, March 20, 9:30 am to 3:15 pm. Cornell Cooperative Extension (CCE) 2021 Spring Gardening School. Tickets \$45 to \$75. For more info: <https://online.fliphtml5.com/ifobx/skla/> To register: <http://weblink.donorperfect.com/SCS>

Wednesday, March 24, 4:00 pm to 5:00 pm. Uprooted: The Untold Story of Japanese American Influence on Our Gardens. \$20. For more information and to register: <https://www.wavehill.org/calendar/horticultural-lecture-series-uprooted-the-untold-story-of-japanese-american-influence-on-our-gardens>

100% Recycled
March 2021
HAH Happenings



Hellobore 'Onyx Odyssey'



The Horticultural Alliance of
the Hamptons
Bridgehampton Community House
P.O. Box 202
Bridgehampton, NY 11932-0202
(631) 537-2223
www.hahgarden.org

