



HAH Happenings

July 2021



The Horticultural Alliance of the Hamptons

631.537.2223 hahgarden.org

P.O. Box 202, Bridgehampton, NY 11932-0202

at the Bridgehampton Community House

On and Off the Ground X at LongHouse


LongHouse has held a special annual event for ten years, featuring planted containers by a variety of local designers and organizations. The fact that we missed last year's event made many people realize that we look forward to it as a summer highlight for the gardening community. It's a competition, and there are four awards, but more important is the opportunity to see creative plantings and containers in this gorgeous garden refuge.

We did not win one of the four prizes, but Holger Winenga, Horticulturist at LongHouse, wrote this about the pot on Instagram:

"If there was a prize simply for best planter, it would without a doubt go to the Horticultural Alliance of the Hamptons. Thank you Lori Barnaby for making this incredible planter with applied oyster shells in the shape of oak leaves. The tall tree is a bur oak, *Quercus macrocarpa*, in the white oak section, underplanted with *Carex pennsylvanica* and *Aruncus aethusifolius*, plus diverse oak saplings. Thank you in advance for gifting the bur oak to LongHouse Reserve after the show. It is so important to not only have the most mature oaks in a park, but specimens of all ages and sizes for future generations."

Thanks to Lori Barnaby for her vision, creativity and persistence in making this happen! She had the (very expensive) designer pot donated to us, sourced this lovely tree as well as the perennials, and worked with a team consisting of Joan DiMonda, Janet Ollinger, Erika Shank, and Linda Whitaker to make it all come together. It takes a village....


This exhibit will be up through the end of July at LongHouse. Do go see it! (more pics on p.6)



*Natural Wonders, HAH
photos: Erika Shank*



*First prize, Cornus Cocoon,
by Joshua Werber*





PRESIDENT'S MESSAGE



Dear Friends,

Can you believe that it's already July? We have passed the Summer Solstice, but still have plenty of warm days ahead of us with long twilights for dinners out on the patio. What a different set of feelings we have at this time in comparison with 2020 – certainly more freedom, hope and opportunity to gather with friends and family. What's still true is a big uptick in interest in gardens and gardening, evidenced by sold out stock and full parking lots at our favorite garden centers.

We are continuing to do most of our programs virtually, with the exception of garden tours and pop-up plant sales in members' homes, which have proved to be a joyful way to see old friends. We had the good luck of having Lydia Wallis and Pamela Harwood host plant sales from digs from their respective gardens along with the opportunity to see their mature, layered gardens. It was wonderful to see members in person again. Thank you to Lydia and Pamela for their generosity and efforts on HAH's behalf. We are also in final stages of planning significant improvements in the acoustics in the Community House, in time for an in-person lecture in September. Stay tuned for information about the HAH Library – we hope to have a phased opening with a return to "normal" operations in the early fall.

We are thrilled to be announcing an in-person Karish Program at the Landcraft Garden Foundation, where a favorite garden has become even more splendid and alluring. See the item below for early details.

Happy gardening, *Alicia*

HAH 2021

OFFICERS: (an officer serves for a 1 year term)

President	Alicia Whitaker
First Vice President	Erika Shank
Second Vice President	Rick Bogusch
Recording Secretary	Janet Donohoe Ollinger
Corresponding Secretary	Joan DiMonda
Treasurer	Bettina Benson

DIRECTORS: (a director serves for a 3 year term)

Erik Brockmeyer	'21
Elaine Peterson	'21
Sarah Alford	'22
Pamela Harwood	'22
Marie DiMonte	'23
Michael Longacre	'23

The Library Chairperson (who serves on the Board with a vote) is currently: Susan Kennedy Zeller

On occasion the board may appoint someone to fill an unexpired term if necessary.

NEWSLETTER/WEBSITE EDITOR

Elaine Peterson
hahmember@optonline.net

Submissions must be received by the 10th of the month prior to publication. Please include NL in the subject line.

MAILING

John Benson

PHOTOS this month

Susan Brackett, Joyce Monac, Elaine Peterson, Erika Shank, Alicia Whitaker

Save the Date for HAH's 2021 Karish Program
Saturday, August 28 (rain date August 29th)
at Landcraft Foundation
with Dennis Schrader and Bill Smith, and
special guests, David Culp and Rob Cardillo



FOG – Friends of the Garden

The gardening dates for summer/fall 2021 are
Tuesdays at 10am (Rain Dates are Thursday of the
same week)

July 27, August 24, September 21, October 19,
and November 16

If you'd like to garden and see some other people
while gardening – we would be delighted to have
you join us - anyone wanting to join is welcome –
but until Covid-19 is behind us - please remember
to wear a mask and social distance. Hope to see
you some time this summer.

Cornelia Bostwick

In the Shade of a Tree...a book review

If You Go Down to the Woods Today

Poems by Rachel Piercey

Illustrations by Freya Hartas

Published in 2021, this is a delightful addition to our reviews of tree books for younger readers. Large sized and abundant in details it is a joy to behold! Nature is everywhere. It is up in the air, under the ground and all around us. Science facts are gently revealed throughout the book. There are facts about leaf shapes, tree bark, colorful leaves, spiny things, animal tracks and flying insects to name a few.

Each two page spread is drenched in visual details pertaining to woodland animals, their environment and their activities. Forest life, including rivers and meadows, camp fires and changes in the seasons are each given their own two page spread to explore. There are several cut aways that allow glimpses of life in a burrow, a tree stump and underground housing.

Each two page spread is accompanied by a list of things to SPOT (find).

The language is delicious and challenging. What I liked the best was the fabulous exposure to creative language. What a great way to enhance and build your child's vocabulary. An assortment of verbs includes: sipping, wandering, decorating, poking, peeking, collecting and zipping. Nouns include: Professor Owl, Woodpecker chicks, fox cubs, snails, fawns, trophies, leaf parachute. Adjectives include: mischievous, lacy, shy, jolly, mossy, speedy, fierce and silken.

To add to the wonder of this book is that poetry is included with each scene. Children love to rhyme and make up words, think Dr. Seuss, and there are lots of opportunities to engage in such language exploration.

There is great pleasure in reading this book to a young child. Do not try to finish this book in one sitting. You are meant to dwell on each spread, to observe, to take your time, to kick back and enjoy.

Recommended grades: Pre-K through 3rd grade

Reviewed by Joan DiMonda

Greetings to all fellow Camellia enthusiasts,

On or about July 1st Bob and I will put our home in Aquebogue on the market in anticipation of our move to Florida in the fall. It has been a sincere pleasure to have shared with you our interest in growing camellias in our climate.

Many years ago Jim Jeffrey initiated this group and saw it grow in membership each year, aided and abetted by Masumi Suzuki, with both men devoting their time and knowledge to make it succeed. It is my sincere hope that this group will continue to follow what Jim Jeffrey initiated.

Currently there is no plan for a fall meeting. Please contact me and/or Alicia Whitaker, The HAH President, if you have an interest in chairing this enthusiastic group.

Regards, Bridget DeCandido



Pollinator Pathways – At Home and in the Community

Alicia Whitaker

The idea of having a “pollinator pathway” is developing great interest, especially as we learn more about the decline in bird and insect populations globally. The simple act of planting pollinator plants can make a big difference, today and over time, and the good news is that we, as home gardeners, can contribute to the effort to restore our ecosystem to support birds, bats, bees, butterflies, moths, and other insects. The good news for Suffolk County is that there’s a bill underway to create a task force to plan pollinator pathways throughout the county that would involve municipalities in the effort.

What is a pollinator pathway? (This language is taken from the potential bill establishing the task force.)

- Pesticide-free corridors of native plants that provide nutrition and habitat for pollinators.
- These protected corridors are created from a partnership of public and private properties
- Even the smallest of available green spaces like flower boxes and curb strips can be part of the pathway.

A number of garden clubs and other experts will be part of the task force and we will stay in touch with their efforts and report back to our HAH membership. In the meantime, there are a number of things that we can do in our own gardens to support pollinators:

- Stop the use of pesticides. Assume that all bugs are good bugs, and the few bad actors will be handled by good bugs.
- Buy into 234birds.org – as we add plants to our gardens, make sure that every two out of three are natives. Even better if they’re natives that support pollinators! (Not all natives are pollinator plants and not all pollinator plants are natives.)
- Plant pollinator plants in containers, window boxes and other seemingly small garden spaces, as well as your borders and vegetable garden. Every bit helps! You don’t have to have a special “pollinator garden”.
- Use annuals that attract pollinators as well as perennials. Annuals have a long blooming season, often from late spring into the autumn. Not all are natives, but they can be very helpful to pollinators as well as beautiful.
- Ask nurseries to point out pollinator plants when you’re shopping for plants. Many are now tagged as being pollinator friendly; if not, ask.
- Generally speaking, bees and insects are most attracted to flowers in the purple/blue range; hummingbirds love red and orange flowers. Diversity of colors and flower types is ideal. And it makes for a colorful garden or container.



Allium ‘Millenium’

Please send us photos of containers or plants in your garden that are exceptional at attracting pollinators and we’ll publish them in a future newsletter.

Here is more info about trees, shrubs and plants that are native to our area:

https://peconiclandtrust.org/assets/images/Native-Plant-List-Resources_v2.1-Witzenbocker.pdf

<https://ehamptonny.gov/DocumentCenter/View/1062/Guide-to-Native-Plants-PDF>

<https://www.longislandnatives.com/>

Clethra alnifolia

Summersweet: a Deciduous Shrub Native to Long Island

By Susan Brackett

Clethra alnifolia (Summersweet or Sweet Pepperbush) is a lovely, arching deciduous shrub native to Long Island and most of the East Coast. Deep green leaves swirl around upright branches. Long spikes of fragrant, white flowers emerge from branch tips in late summer. The flowers are a wonderful food source for butterflies, bees, other insects and birds, including hummingbirds. Leaves turn bright yellow in the fall. White seed capsules turn brown and hang on through the winter, providing food and cover for birds and small mammals. *Clethra* grows from 3 to 6 feet tall, with some forms as tall as 12 feet. It spreads by suckers to form dense, rounded clumps, or it can be pruned into a hedge. There are many easily available cultivars, some of which remain relatively small.

Clethra's natural habitat would be a stream edge, woodland bog or swamp. The plant is used with Winterberry Holly (*Ilex verticillata*), Button Bush (*Cephalanthus occidentalis*) and Swamp Mallow (*Hibiscus moscheutos*) in the East Hampton bioswale. The Brooklyn Botanic Garden's *Great Natives for Tough Places* tells us that this adaptable plant will tolerate dry soil, compaction, clay, and moderate drought and salt spray. It grows in full sun to part shade, tolerates deep shade and it is practically pest-free.

My *Clethra* has thrived with almost no care, though it is well-watered, somewhat shaded and protected from deer. Of course, it came from an HAH Plant Sale (though it was not a Member Dig plant). Now it is about 5 feet tall, dense and healthy. It does send out suckers, but for the past few years I have been transplanting them to create a naturalized swath of *Clethra* under some trees. The spot is a little dry and the soil is poor, but so far, the transplants are doing well. Thank you Mother Nature!



Carolina Silverbell

Halesia carolina

This beautiful, near-native small tree is host to the silkworm moth, *Promethea*, and prefers moist, acidic soils, rich in organic matter. It also grows easily in any average, well-drained soil, both in full sun and partial shade. Though you won't find this member of the *Styrax* family growing naturally on Long Island, it is commonly found in the southeast United States, from the piedmont to the southern Appalachians.

Silverbell can be grown with a single trunk, but more often it is multi-stemmed and shrubby, with ascending branches forming an attractive, broadly rounded crown, rarely growing more than thirty-five feet tall and wide.

Perhaps the tree's most attractive feature is its drooping clusters of 3-5 white, bell-like flowers, perfect for viewing from below. They bloom in late April and early May, just as leaves are beginning to unfurl. These flowers become four-winged, brown, nut-like fruits that often persist on the tree well into winter, accenting the dark brown and black bark that is often textured with age. Leaves are oval, dull green, up to five inches long. In fall, they often turn a showy clear yellow.

Easy to transplant and without any serious insect or disease problems, silverbell is perfect for shrub borders and woodlands, an attractive companion for early-blooming rhododendrons and azaleas. It also makes a very pleasing lawn tree, a near-native alternative for Japanese snowbell (*Styrax japonica*), which is similar in appearance, but invasive. A selection with consistent and prolific blooming is 'UConn Wedding Bells.'

Note: There are other silverbells that also deserve consideration. Two-winged (*H. diptera*) and mountain (*H. monticola*) are more tree-like than Carolina silverbell, but have similar qualities and preferences.

Rick Bogusch, Director, Bridge Gardens

Remembering Deedee Finkelstein

Deonne C. Finkelstein (Deedee) was a long-time HAH member, who lived and gardened in Remsenburg for more than sixty years before moving to New Mexico in 2014. She was passionate about gardening and became a Master Gardener, landscape designer, lecturer and teacher. HAH members had the luck of touring her personal garden several times, where we particularly enjoyed her extensive woodland garden and notable trees. She participated in many other HAH events, including local tours and trips abroad.

Deedee died on May 10, 2021. Condolences may be sent to her husband Howard Finkelstein, 5431 Eakes Road NW, Los Ranchos, New Mexico 87107.



More On & Off the Ground, 2021

left to right
Dennis Shrader, *Landcraft Environments*
Harvey Bernstein, *Dreamweaver*
Geoffrey Nimmer, *Illusion*
Romi Sloan, *Mandala*



FROM LONGHOUSE TO MY HOUSE

by Irwin T. Levy

I recently became a docent at Longhouse, a place that needs no description nor elaboration for the HAH. I asked myself, what can I write about Longhouse and Jack Lenor Larsen that this audience doesn't know, or hasn't heard. More to the point, how can I make it relate to the mission of this newsletter? Well, here it goes.

I did research for my role as a docent. I read the Longhouse docent manual of course, and one of Jack's books, Learning From Longhouse, a few times. I scoured the internet, and watched as many YouTube videos with Jack as I could find. Hearing him in his own words helped a lot, and patterns began to emerge. Everything is an alternative to convention. It's not about a suburban backyard. The most illuminating for me, perhaps, was Jack seeing the garden in much the same way he saw textiles: in three dimensions. Jack viewed the garden through his eyes as a weaver, referring to it as a tapestry. It's about the color, the texture, the light, the shadows. The relationship the garden shares with the Art, because living with Art inspires better thinking.

We gardeners sometimes bog ourselves down in the weeds, no pun intended; "plant in groups of threes and fives, that shrub won't do well in deep shade, this bulb is a heavy feeder" and on and on and.... I'm trying to derive my own lessons from Longhouse, and trying to think more like Jack did. A former sunny garden room is now draped in dappled shade. But I love the shadows created there. My berberis is encroaching on my hydrangea. But I love the colors merging together. My sedum is buried beneath my nepeta, and I really should thin out the upright Iris atop them both. But I love the layered texture there. My invasive olive trees have formed a long tunnel. But I love the darkness within it. And the buddleia forces out my geranium, and the rudbeckia forces out my stachys, and the carpets of pachysandra and vinca are expanding their footprint everywhere. I take it all in. I close my eyes. And I imagine Jack's voice, spoken through his warm smile: "Don't fuss too much!"



The Southampton Garden Club is hosting C-Change Conversations on Thursday, Aug. 19 at 4 pm at the Southampton Cultural Center, 25 Pond Lane, Southampton.

The *C-Change Primer* is an educational, non-partisan presentation on the science and effects of climate change. It was developed in consultation with scientists, business leaders, and public policy experts and has been presented to more than 12,000 people in 31 states and overseas. C-Change Conversations aims to create an environment in which people who are unsure how to evaluate the risks of a changing climate feel encouraged to ask questions. The event is free and open to the public.

HAH Sunday Lectures for 2021- 2pm

No lectures in July/August

September 12 - Andy Brand – *Spectacular Natives, Beauty & Biodiversity of the Northeast*

October 17 - Bill Cullina – *What do you Mean I'm Not a Perennial?! Native Shrubs & Small Trees for Perennial Companionship*

November 14 - Holger Winenga – *New Plants at LongHouse Reserve*

December 12 - Roxanne Zimmer – *Celebrating Olmstead's Parks for All*

Other July Garden Events

Events at Bridge Gardens, 36 Mitchell Lane, Bridgehampton, NY 11932. To register for an event: (631) 283-3195 or events@peconiclandtrust.org. More info: peconiclandtrust.org

Tuesdays, July 6, 13, 20 & 27, 3:00 pm to 4:30 pm - Paul Wagner Lawn Care Advice. FREE.

Friday, July 23, 3:00 pm to 5:00 pm - Herb Your Enthusiasm: Using Summer's Bounty with Rick Bogusch and HAH member Justin Ruaysamran. \$20/person, space is limited, reservations required.


Saturday, July 24, 10:00 am to 11:30 am - Pollinators, From Farm to Flower. Agricultural Center at Charnews Farm, 3005 Youngs Avenue, Southold, NY 11971. \$5/person, space is limited, reservations required. For more info or to register: <https://peconiclandtrust.org/get-involved/events/pollinators-from-farm-to-flower>

Garden Conservancy Open Days. NEW FOR 2021: Pre-registration is required for each garden. Capacity is limited and no walk-ins will be allowed. No paper tickets or cash payments will be accepted on-site.

Saturday, July 10, 10:00 am to 4:00 pm. Two gardens on the North Fork: Landcraft Garden Foundation in Mattituck and Winds Way Farm in Jamesport (addresses provided upon registration). For more info and to register: <https://www.gardenconservancy.org/open-days/open-days-schedule/suffolk-county-ny-open-day-15>

Saturday, July 31, times vary by garden. Three gardens in the Village of East Hampton. For more info and to register: <https://www.gardenconservancy.org/open-days/open-days-schedule/suffolk-county-ny-open-day-16>

Friday, July 16, 5:30 pm to 7:00 pm - Landscape Tours, Planting Fields Arboretum, 1395 Planting Fields Road, Oyster Bay, NY 11771. \$24 for members, \$30 for non-members. For more info and to register: <https://plantingfields.org/happenings/landscape-tours/>



100% Recycled

HAH Happenings
July 2021

The Horticultural Alliance of
the Hamptons
Bridgehampton Community House
P.O. Box 202
Bridgehampton, NY 11932-0202
(631) 537-2223
www.hahgarden.org

